

Mobile Crane / Grue mobile

LTM 1100-4.2



	120 USt
	197 ft
	190 ft
	299 ft

LIEBHERR

Table of content

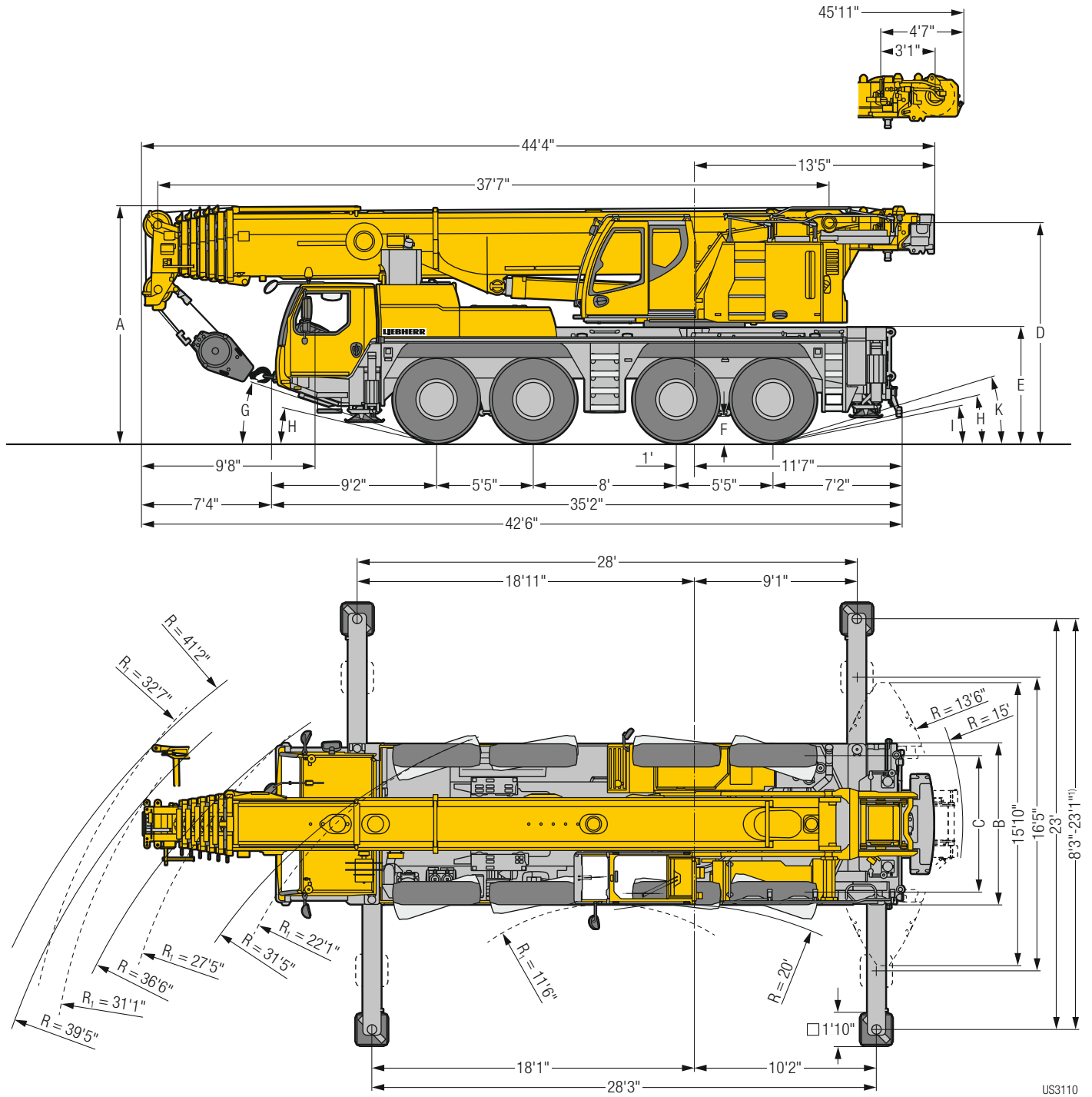
Tables des matières

Technical Data

Caractéristiques technique

Dimensions Encombrement	3
Mobile Crane Grue mobile	4 – 5
Fuel saving and noise reduction Economie de carburant et réduction du bruit	6
Weights Working speeds Poids Vitesses	7
Counterweight Contrepoids	8
Boom/jib combinations Configurations de flèche	9
Hydraulic swing away jib Fléchette pliante hydraulique	10
T	11 – 17
TK/TNZK	18 – 25
TVK/TVNZK	26 – 35
TK	36 – 38
Equipment Équipement	39 – 40
Description of symbols Explication des symboles	41
Remarks Remarques	42


Dimensions Encombrement



US3110

R₁ = All-wheel steering · Direction toutes roues ¹⁾ only with VarioBase® · seulement avec VarioBase®

Dimensions/Encombrement

	A	A	B	C	D	E	F	G	H	I	K
		4" *									
445/95 R 25 (16.00 R 25)	13'1"	12'10"	9'	7'7"	12'2"	6'4"	1'5"	18°	13°	11°	17°
525/80 R 25 (20.5 R 25)	13'1"	12'10"	9'6"	7'9"	12'2"	6'4"	1'5"	18°	13°	11°	17°

* lowered · abaissé

Mobile Crane/Grue mobile

LTM 1100-4.2



197 ft



35 ft – 62 ft



23 ft



10 ft

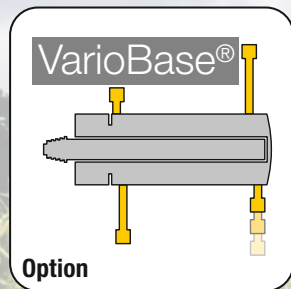


62,200 lbs

€COmode

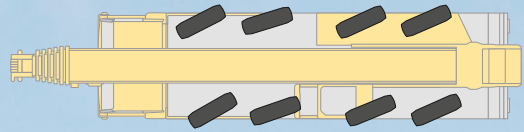
€COdrive

only with
seulement avec **ZF-TRAXON**





Proven single cylinder telescoping system TELEMATIK
Système de télescopage à un vérin confirmé TELEMATIK



Variable steering concept
Concept de direction variable

S3236

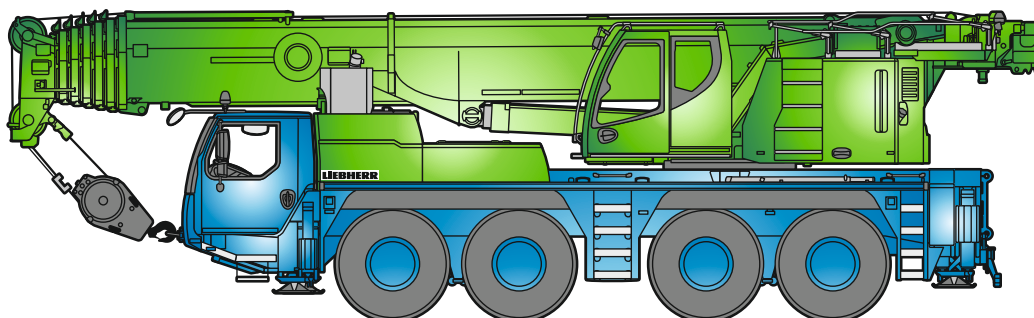


Fuel saving and noise reduction

Economie de carburant et réduction du bruit

€COmode

Automatic regulation of the engine speed during crane mode reduce fuel about 10 %
Régulation automatique de la vitesse du moteur pendant les travaux avec la grue permet de réduire la consommation de carburant jusqu'à env. 10 %



S3233





€COdrive

New ZF-TraXon transmission
Nouvelle boîte ZF-TraXon

Driving strategy in the carrier with ECO- or Powermode to reduce noise and fuel
L'adaptation du mode de déplacement avec le mode ECO ou le mode Puissance permet de réduire le niveau sonore et la consommation de carburant





Weights Poids

Hook block/Moufles à crochet




			
220,500 lbs	7	14	2,730 lbs
167,600 lbs	5	11	1,540 lbs
110,200 lbs	3	7	1,540 lbs
48,500 lbs	1	3	990 lbs
16,500 lbs	–	1	500 lbs

Working speeds Vitesses










Crane carrier/Châssis porteur

	 min.	 max.	 %
445/95 R 25 (16.00 R 25) 525/80 R 25 (20.5 R 25)	0.3	53	61 %

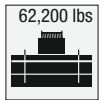
Theoretical gradeability/Aptitude théorique en pente

	
	12 / R2
	4 / R2


Crane superstructure/Partie tournante

				 F
	0 – 377 ft/min single line ft/min au brin simple	0.74"	820 ft	17,310 lbs
	0 – 377 ft/min single line ft/min au brin simple	0.74"	820 ft	17,310 lbs
	0 – 1.7 rpm			
	approx. 60 seconds to reach 82° boom angle env. 60 s jusqu'à 82°			
	approx. 400 seconds for boom extension from 38 ft – 197 ft env. 400 s pour passer de 38 ft – 197 ft			



Counterweight Contrepoids



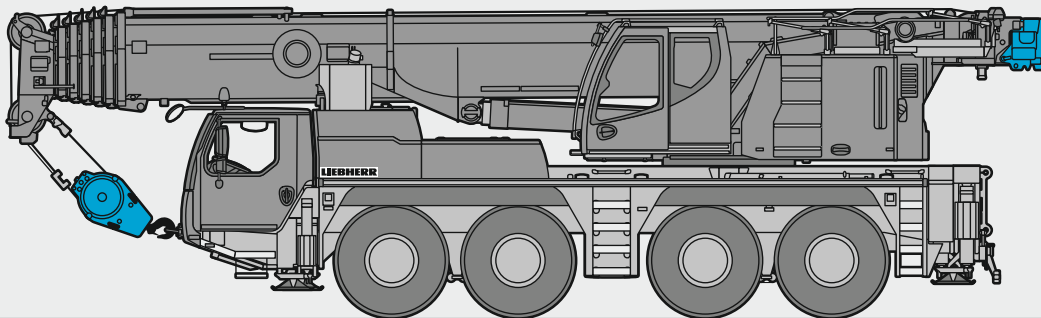
- 26,400 lbs axle load
26,400 lbs de charge par essieu
- Technically transportable
Transport techniquement simplifié



Axle/Essieu

	1	2	3	4	
lbs	26,400	26,400	26,400	26,400	105,600 ¹⁾

¹⁾ with 5,500 lbs counterweight - avec contrepoids 5,500 lbs



S3113

Boom/jib combinations Configurations de flèche

- T** Telescopic boom/Flèche télescopique
- K** Assembly jib/Flechette de montage
- NZK** Hydraulic swing away jib/Fléchette pliante hydraulique
- V** Telescopic boom extension
Rallonge de flèche télescopique



T
11 – 17

TK/TNZK
18 – 25

TVK/TVNZK
26 – 35

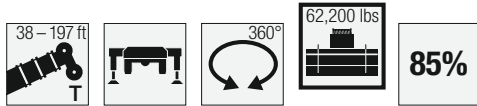
TK
36 – 38



S3112

Lifting capacities Forces de levage

T



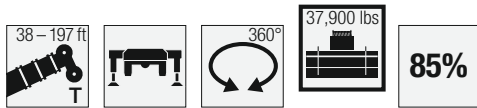
	38 ft	50 ft	62 ft	74 ft	86 ft	99 ft	111 ft	123 ft	135 ft	148 ft	156 ft	160 ft	170 ft	172 ft	182 ft	184 ft	197 ft		
	*																		
9		143.8	142.3	142.9	142.3														9
10	223.4	141.8	141.6	141.4	141.2														10
11	172.1	139.2	139	138.8	138.7	137.2													11
12	164.6	136	135.9	135.6	135.6	134.9													12
13	156.4	132.1	132.3	131.9	131.9	131	113.4												13
14	148.6	126.2	126.7	126.6	126.5	126	113												14
15	141.5	120.1	120.8	121.1	120.9	120.9	112.3												15
16	134.8	114.5	115.3	115.5	115.8	115.5	110.7												16
17	128.2	109.5	110.5	110.8	111.2	110.7	107.8	92.5											17
18	121.8	105	106.2	106.7	106.8	106.2	104.1	92.6	76.5										18
20	110.6	96.3	97.8	98.6	98.4	97.8	96.9	92.2	76										20
22	101	89.2	90.6	91.9	92	91.6	90.9	88	75.6	62.1	50.7								22
24	93	82.6	84.2	85.6	85.9	85.6	84.9	83.2	74.9	61.7	50.5								24
26	85.8	76.4	78.5	79.7	80.1	79.9	79	77.8	74	61.3	51.1								26
28	78.7		73.5	74.6	74.9	74.7	73.9	72.9	70.2	60.7	50.9	36.6	42.2						28
30	62.9		68.6	69.7	69.9	69.7	69	68.2	66	59.8	50.6	36	42						30
32			63.9	65.1	65.5	65.3	64.5	64.1	61.9	58.2	50.4	35.3	41.8	30.9	35.1	27.8	28.7		32
34			59.6	60.9	61.3	61	60.2	60.1	58.2	55.5	49.7	34.7	41.6	30.7	34.9	27.6	28.6		34
36			55.5	56.8	57.3	56.8	56.2	56.2	54.8	52.2	48.8	34.2	41.5	30.4	34.6	27.4	28.5	23.6	36
38				53.5	53.8	53.5	53.3	53.3	51.5	49	46	33.5	40.9	30	34.5	27.2	28.3	23.6	38
40				50.3	50.5	50.3	50.6	50.5	48.4	46	43.5	32.9	40.1	29.6	34.3	27.1	28.2	23.6	40
45				43.6	44	43.6	44.6	43.8	42.7	40.5	39	31.2	36.6	28.4	33.5	26.6	27.8	23.2	45
50					38.4	38.9	39.1	38.5	37.6	36.3	34.7	29.5	32.9	27.3	30.7	25.8	27.2	23	50
55					33.7	34.8	34.4	34.1	33.3	32.5	31.1	27.8	29.7	26	27.9	24.9	26	22.6	55
60					30	30.9	30.5	30.5	29.8	29	28.1	26.2	26.8	24.7	25.5	23.8	24	21.8	60
65						27.5	27.1	27.5	26.6	26.2	25.3	24.7	23.9	23.3	22.8	22.4	21.3	20.7	65
70						24.8	24.8	24.9	24.5	23.9	22.9	22.6	21.5	21.2	20.4	20.2	19	18.6	70
75							22.7	22.5	22.4	21.7	20.7	20.5	19.4	19.2	18.4	18.1	17	16.6	75
80							20.7	20.3	20.3	19.6	18.7	18.5	17.4	17.4	16.6	16.3	15.2	14.8	80
85								18.6	18.4	18	16.9	16.9	15.8	15.8	14.9	14.7	13.6	13.3	85
90								16.9	16.7	16.3	15.5	15.3	14.2	14.2	13.4	13.3	12.2	11.8	90
95									15.3	14.8	14.2	14	12.9	12.9	12.1	12.1	10.8	10.5	95
100									14	13.5	12.9	12.9	11.8	11.8	10.9	10.9	9.6	9.4	100
105									12.8	12.1	11.7	11.7	10.8	10.6	9.9	9.7	8.6	8.4	105
110										11.1	10.7	10.7	9.8	9.7	8.9	8.9	7.8	7.5	110
115										10.2	9.8	9.8	8.9	8.9	8	8	6.9	6.7	115
120											8.9	8.9	8.1	8.1	7.2	7.2	6.1	5.9	120
125											8.1	8.1	7.2	7.2	6.6	6.4	5.3	5	125
130											7.3	7.4	6.4	6.6	5.7	5.7	4.6	4.5	130
135												6.8	5.7	5.9	5	5.1	4	3.9	135
140													5.1	5.2	4.4	4.6	3.5	3.3	140
145													4.5	4.6	3.9	3.9	2.8	2.8	145
150														4.1	3.2	3.4	2.3	2.3	150
155															2.7	2.9			155
160																2.4			160

* over rear - en arrière

L187_01426_00_000 / 187_01113_00_000

Lifting capacities Forces de levage

T

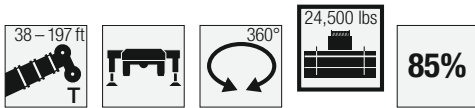


	38 ft	50 ft	62 ft	74 ft	86 ft	99 ft	111 ft	123 ft	135 ft	148 ft	156 ft	160 ft	170 ft	172 ft	182 ft	184 ft	197 ft	
9	153.1	151.2	144.3															9
10	151.9	150.7	144.3	143.7														10
11	145.2	144.7	142	142.3	136.8													11
12	138.2	138	137.3	137.8	133.8													12
13	130.8	130.8	130.3	130.5	129.1	113.4												13
14	124.3	124.8	124.7	124.9	124.2	113												14
15	118.2	119.1	119.3	119.5	119.1	112.1												15
16	112.8	113.7	114	114.2	113.7	109.8	92.3											16
17	107.9	108.9	109.2	109.4	108.9	106.1	91.9											17
18	103.3	104.5	104.9	105	104.5	101.5	91	76.5										18
20	94.2	95.8	96.6	96.6	95.9	92.4	88.2	75.5										20
22	86.1	88.3	89.6	89.7	88.9	84.1	80	72	62.1	50.7								22
24	78.5	81	82.5	82.7	81.3	76.4	72.9	67.8	60.8	50.5								24
26	71.2	73.9	75.4	75.6	73.1	69.4	66.7	62.8	58.7	51.1								26
28		68.1	69.6	69.6	66.7	64	61.3	58.3	55	49.4	36.6	42.2						28
30		62.8	64.1	63.8	60.8	59	56.3	54	51.2	47.2	36	41.9						30
32		57.8	59.3	58.6	55.8	54.8	52	50.2	47.7	44.7	35.3	40.9	30.9	35.1	27.8	28.7		32
34		53.4	54.9	54	52.1	51	48.6	46.9	44.7	42.2	34.7	39.4	30.7	34.7	27.6	28.6		34
36		49.3	50.9	49.8	49.3	47.3	45.8	43.8	42	39.8	34.2	37.6	30.4	34.2	27.4	28.5	23.6	36
38			47.5	46.4	46.2	44.2	42.8	41.1	39.7	37.9	33.5	35.7	30	32.8	27.2	28.3	23.6	38
40			44.4	43.4	43.3	41.4	40.1	38.6	37.5	36	32.8	33.8	29.6	31.3	27.1	27.9	23.6	40
45			37.6	37.7	36.9	35.9	34.9	33.8	32.5	31.1	30.2	29.3	28.3	27.8	26.6	25.6	23.2	45
50				33	32	31.7	30.5	29.6	28.4	27.1	26.8	25.4	25.1	24.1	23.7	22.4	21.4	50
55				28.8	28.1	28	26.8	26	24.9	23.6	23.4	22.2	21.9	20.9	20.7	19.4	18.9	55
60				25	24.8	24.6	23.7	22.9	21.8	20.7	20.5	19.4	19.2	18.3	18.1	16.8	16.3	60
65					22	21.9	21.1	20.4	19.3	18.4	18.2	17	16.8	15.9	15.7	14.6	14.2	65
70					19.4	19.8	19	18.2	17.2	16.3	16.1	15	14.9	14	13.8	12.7	12.4	70
75						17.8	17	16.3	15.4	14.5	14.4	13.3	13.3	12.4	12.2	11.1	10.8	75
80						15.9	15.3	14.7	13.8	12.9	12.9	11.8	11.7	10.9	10.7	9.6	9.4	80
85							13.8	13.3	12.4	11.5	11.5	10.4	10.2	9.6	9.3	8.2	8	85
90								12.4	12	11.1	10.4	10.2	9.1	9	8.4	8.2	7.1	90
95									10.7	10	9.2	9.1	8	8	7.3	7.1	6	95
100									9.6	9	8.1	8.1	7	7	6.3	6.1	5	100
105									8.6	8.2	7.3	7.3	6.2	6.2	5.3	5.3	4.2	105
110										7.2	6.4	6.4	5.3	5.5	4.6	4.6	3.4	110
115										6.3	5.7	5.7	4.6	4.7	4	4	2.6	115
120											5	5	4	4	3.3	3.3		120
125											4.4	4.4	3.5	3.5	2.6	2.6		125
130											3.7	3.7	2.8	2.8	2.1	2.1		130
135												3.2	2.3	2.3				135

t_187_01116_00_000

Lifting capacities Forces de levage

T



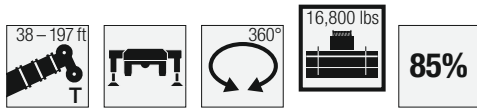
	38 ft	50 ft	62 ft	74 ft	86 ft	99 ft	111 ft	123 ft	135 ft	148 ft	156 ft	160 ft	170 ft	172 ft	182 ft	184 ft	197 ft	
10	145.7	143.4	137.7	137.1														10
11	137.4	137.4	137	135.2	131.3													11
12	130	129.9	129.6	129.8	127.2	100												12
13	123.2	123.3	123.5	123.1	122	108												13
14	117.1	117.7	118	118.3	117.8	107.6												14
15	111.5	112.2	112.4	112.7	112.3	105.9	87.6											15
16	106.1	106.9	107.2	107.5	107	100.3	87.8											16
17	101	102.1	103	102.5	101.5	94.8	88.1											17
18	96.3	97.8	98.5	98.3	95.5	88.6	83.8	72.6										18
19	91.4	93.3	94	93.8	89.3	84.9	80.6	72.3										19
20	86.4	88.4	89.2	90	86.9	80.6	76	69.8	52.9									20
22	77.6	80.2	81.6	81.5	76.7	71.7	68	64.6	58.7									22
24	70.3	72.8	74.1	72.7	68.3	65.4	62.4	58.2	54.7	49.1								24
26	63.4	66.1	67.6	65	61.6	60.1	56.4	54.4	50.5	46.9								26
28	56.5	59.9	61.3	58.8	56.8	54.8	52.4	49.7	46.6	43.9	34.9	39.5						28
30	49.6	53.4	55	53.5	52.4	50.2	48.3	46	43.6	41.2	34.3	37.8						30
32		47.6	49.3	49	48.6	46.2	44.5	42.4	40.9	38.4	33.7	36		33	26.5	27.3		32
34		42.8	44.5	44.8	44.7	42.7	41.8	40.1	38.2	36.5	33.1	34.1	29.2	31	26.3	27.2		34
36		38.7	40.4	41.8	41.4	39.6	38.9	37.5	35.8	34.1	32.5	32.1	28.9	29.9	26.1	27	22.5	36
38		35.2	37	38.5	38.5	37.7	36.4	35	33.4	31.8	31	29.9	28.3	28.3	25.9	26.2	22.5	38
40		32.2	33.9	35.4	35.5	35.6	34.1	32.8	31.2	29.7	29.3	27.8	27.4	26.4	25.6	24.3	22.4	40
45			27.7	29.2	29.3	29.9	29	28	26.7	25.3	24.9	23.6	23.3	22.2	21.6	20.3	19.1	45
50			23.1	24.6	24.6	25.3	25	24.1	22.9	21.6	21.4	20.1	19.8	18.8	18.3	17.1	16	50
55				20.9	21.1	21.6	21.4	20.9	19.7	18.6	18.4	17.2	17	16	15.5	14.4	13.5	55
60				18	18.1	18.7	18.5	18.2	17.1	16.1	15.9	14.7	14.6	13.7	13.3	12.2	11.4	60
65				15.7	15.7	16.3	16	15.8	14.9	14	13.9	12.7	12.6	11.7	11.4	10.2	9.6	65
70					13.7	14.2	14	13.8	13.1	12.2	12.1	10.9	10.9	10	9.7	8.6	8.1	70
75					11.9	12.5	12.2	12	11.5	10.6	10.5	9.4	9.4	8.5	8.3	7.2	6.7	75
80						11	10.7	10.5	10	9.2	9.2	8.1	8.1	7.2	7.1	6	5.6	80
85						9.6	9.3	9.1	8.6	8	8	6.9	6.9	6.1	6	4.9	4.5	85
90						8.5	8.2	8	7.5	7	7	5.9	5.9	5.1	5	3.9	3.6	90
95							7.1	6.9	6.5	6	6	5	5	4.2	4.1	3	2.7	95
100							6.3	6	5.5	5.1	5.2	4.1	4.2	3.3	3.3	2.2		100
105								5.2	4.7	4.3	4.4	3.4	3.4	2.6	2.6			105
110								4.6	4	3.5	3.7	2.7	2.8	1.9	1.9			110
115								4	3.4	2.9	3	2.1	2.2					115
120									2.8	2.3	2.4		1.6					120
125									2.3	1.8	1.9							125

t_187_00018_00_001

Lifting capacities

Forces de levage

T



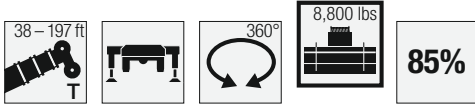
	38 ft	50 ft	62 ft	74 ft	86 ft	99 ft	111 ft	123 ft	135 ft	148 ft	156 ft	160 ft	170 ft	172 ft	182 ft	184 ft	197 ft	
9	149.8	143.6	137.5	136.8														9
10	144.9	142.7	137.3	136.7														10
11	137	136.1	134.2	134	129.7													11
12	129.5	129.7	129.6	129.2	126.3													12
13	122.6	123.4	123.5	122.5	121.2	107.9												13
14	116.5	117.3	117.5	117.2	115.3	104.2												14
15	110.7	111.5	111.6	112	108.7	99.2												15
16	105.2	106.3	106.2	106.3	100.4	91.7	84.7											16
17	99.7	101.2	101.3	100.7	93.9	86.2	81.3											17
18	94.3	95.9	96.8	94.9	88.6	82.2	77.2	69.9										18
20	83.7	85.8	87.5	83.8	78.4	74.2	69.3	65.4										20
22	75.1	77.8	77.6	74.1	69.4	66.8	62.4	59.2	54.4	46.7								22
24	66.5	69.7	68.8	65.7	62.4	60.1	56.6	53.8	50.5	44.7								24
26	57.7	61.6	61.1	58.4	57.3	54.1	51.7	49.1	46.6	43								26
28		54.5	55.1	53.1	52.3	49.2	47.7	45.4	43.1	40.5	34.8	37.3						28
30		47.9	49.5	48.3	47.6	45	44	42	39.9	37.9	34.2	35.1						30
32		42.7	44.4	44.8	43.5	42.3	40.6	39	36.9	35.1	33.2	32.7	29.6	30.3	26.5	26.8		32
34		38.2	40	41.3	40.1	39.4	37.6	36.1	34.2	32.4	31.6	30.3	28.7	28.6	26	25.7		34
36		34.3	36.1	37.6	37	36.3	35	33.4	31.6	29.9	29.4	27.9	27.4	26.3	25.2	24.1	22.1	36
38			33	34.5	34.3	33.8	32.5	31.1	29.5	27.8	27.4	25.9	25.4	24.4	23.6	22.4	20.6	38
40			30.2	31.7	31.7	31.6	30.3	29	27.5	25.9	25.5	24	23.6	22.7	22	20.7	19.2	40
45			24.6	26.2	26.2	26.7	25.4	24.4	23.1	21.7	21.5	20.1	19.9	18.8	18.3	17	15.8	45
50				21.9	21.9	22.5	21.7	20.9	19.7	18.5	18.3	16.9	16.7	15.8	15.3	14.1	13.2	50
55				18.3	18.4	19	18.6	17.8	16.8	15.7	15.6	14.3	14.1	13.2	12.8	11.7	10.9	55
60				15.5	15.7	16.1	15.9	15.3	14.4	13.3	13.3	12	12	11.1	10.7	9.6	8.9	60
65					13.3	13.9	13.7	13.3	12.4	11.5	11.3	10.2	10.2	9.3	9	7.9	7.3	65
70					11.4	12.1	11.8	11.5	10.7	9.9	9.7	8.6	8.6	7.7	7.6	6.4	5.9	70
75						10.4	10.2	10	9.2	8.5	8.4	7.3	7.3	6.4	6.3	5.1	4.7	75
80						9	8.7	8.5	7.9	7.2	7.2	6.1	6.1	5.3	5	3.9	3.7	80
85							7.6	7.4	6.9	6	6	4.9	4.9	4.3	4	2.9	2.7	85
90							6.6	6.3	5.7	5.2	5.2	4.1	4.1	3.2	3.2			90
95								5.4	4.8	4.3	4.3	3.2	3.3	2.4	2.4			95
100									4.6	4	3.5	3.5						100
105									3.8	3.3	2.9	2.9						105
110										2.6	2.2	2.2						110
115										2.1								115

t_187_00020_00_000

Lifting capacities

Forces de levage

T



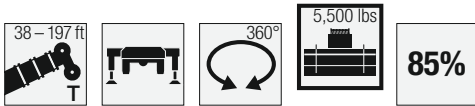
	38 ft	50 ft	62 ft	74 ft	86 ft	99 ft	111 ft	123 ft	135 ft	148 ft	156 ft	160 ft	170 ft	172 ft	182 ft	184 ft	197 ft	
9	149.4	143.5	137.5	136.8														9
10	144	142.4	137.2	136.6														10
11	136.1	135.6	133.6	133.6	128.6													11
12	128.7	128.9	128.7	128.4	123.8													12
13	121.9	122.5	122.7	121.5	116.8	104.6												13
14	115.5	116.3	116.5	114.4	107	96.5												14
15	109.2	110.3	110.3	106.9	97.6	88.7												15
16	102.9	104.7	104	98.3	90.6	84.2	79.1											16
17	97	99.2	97.7	91.4	84.6	79.9	74.6											17
18	91.4	93.5	91.4	85.6	79.4	75.5	70.4	64.5										18
20	80.4	82.3	79.3	74.4	69.5	67	62.3	59.2										20
22	70.2	71.6	69.1	65.6	62.8	59.6	56.3	53.2	49.4	41.9								22
24	60.3	62.3	60.6	58.4	56.5	53.6	51	48.3	45.2	39.5								24
26	50.8	54.5	53.8	52.9	50.6	48.9	46.4	44.4	41.7	38.7								26
28		47.9	48.3	48	45.9	44.6	42.4	40.5	38.2	35.8	33.9	33.2						28
30		41.9	43.3	43.4	41.7	40.6	38.7	36.8	34.8	32.7	32	30.3						30
32		37.2	38.8	39.5	37.9	37.1	35.3	33.7	31.8	30	29.3	27.7	26.6	25.2	24.8	23.4		32
34		33.2	35	36.1	34.6	34	32.4	30.9	29.2	27.5	26.9	25.4	25	23.7	23.1	21.7		34
36		29.7	31.5	33	31.7	31.2	29.9	28.3	26.8	25.2	24.8	23.2	22.8	21.7	21	19.7	18.4	36
38			28.6	30.2	29.2	28.9	27.6	26.3	24.8	23.3	22.9	21.5	21	20.1	19.4	18.1	16.8	38
40			26	27.6	27	26.8	25.5	24.4	22.9	21.6	21.2	19.8	19.4	18.5	17.9	16.6	15.3	40
45			20.8	22.4	22.3	22.4	21.3	20.4	19	17.9	17.6	16.3	16.1	15	14.7	13.4	12.4	45
50				18.4	18.4	18.9	18	17.2	16.1	15	14.8	13.6	13.4	12.3	12.1	10.9	10	50
55				15.3	15.3	15.9	15.4	14.6	13.6	12.6	12.4	11.3	11.1	10.1	9.9	8.7	8	55
60				12.9	12.9	13.5	13.1	12.4	11.4	10.5	10.3	9.2	9.2	8.3	8.1	6.8	6.3	60
65					10.8	11.5	11.1	10.6	9.7	8.8	8.8	7.5	7.5	6.6	6.6	5.3	4.8	65
70					9.1	9.8	9.5	9	8.2	7.4	7.3	6.1	6.2	5.4	5.2	4	3.6	70
75						8.3	8	7.7	6.8	6.2	6	4.9	5.1	4.2	4.1	2.9		75
80						7	6.6	6.5	5.7	5	5	3.9	3.9	3.1	3.1			80
85							5.6	5.4	4.7	4	4	2.9	2.9		2			85
90							4.7	4.5	3.8	3.2	3.2		2.2					90
95								3.7	3.1	2.4	2.4							95
100								2.9	2.4									100
105								2.4										105

t_187_00022_00_000

Lifting capacities

Forces de levage

T

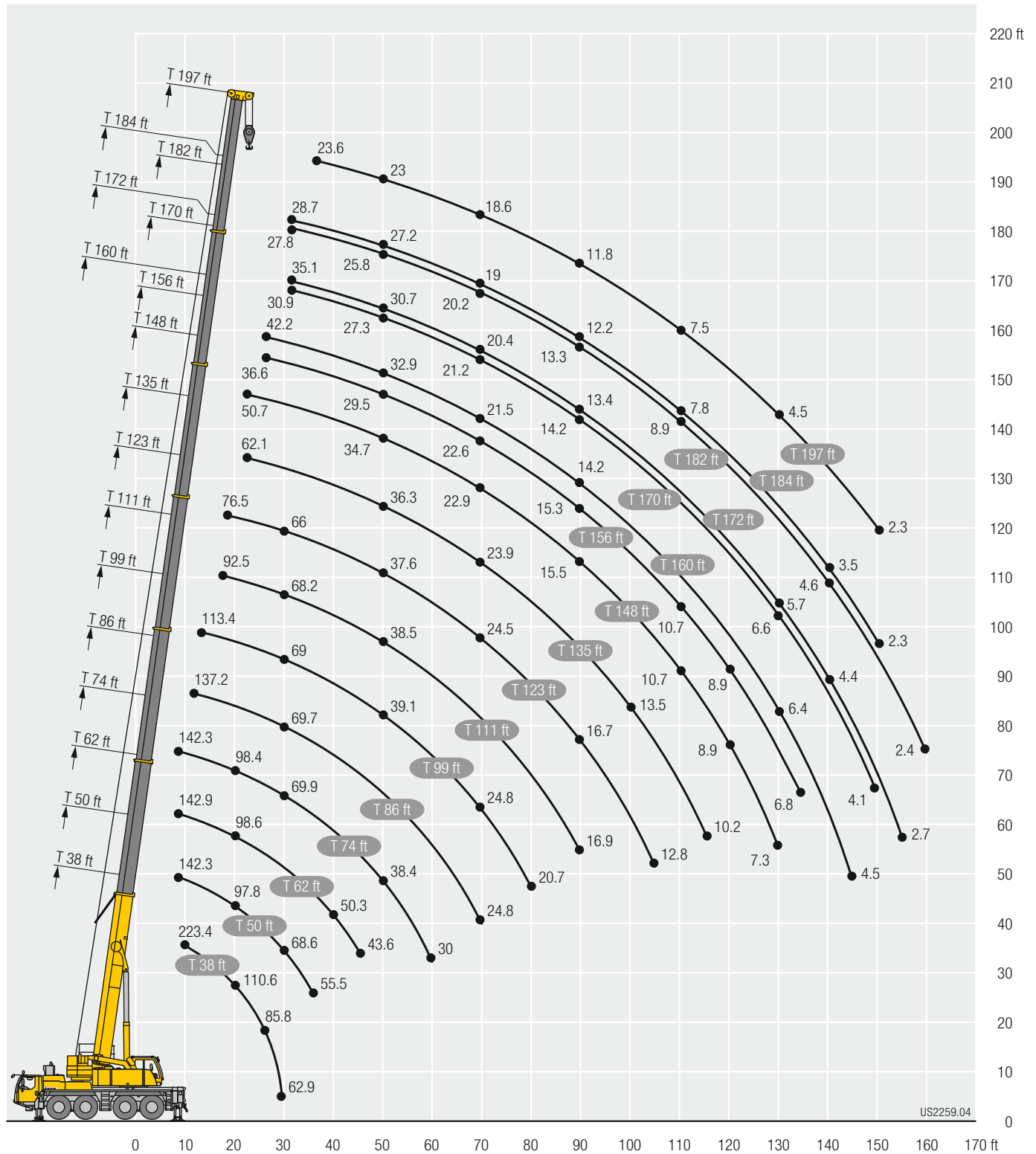


	38 ft	50 ft	62 ft	74 ft	86 ft	99 ft	111 ft	123 ft	135 ft	148 ft	156 ft	160 ft	170 ft	172 ft	182 ft	184 ft	197 ft	
9	149.3	143.4	137.5	136.8														9
10	143.8	142.2	137.2	136.6														10
11	135.9	135.2	133.4	133.2	126.9													11
12	128.4	128.5	128.4	127.6	120.6													12
13	121.3	122.1	122.2	119.8	112.2	100.1												13
14	114.7	115.6	116.1	110.7	102	93.1												14
15	108.2	109.3	109.4	101.6	92.7	86.4												15
16	101.5	103.4	101.2	93.2	86.7	81.7	75.6											16
17	95.4	97.1	94	86.5	81.4	77	71.3											17
18	89.8	90.7	87.5	81	76.7	72.4	67.4	60.8										18
20	78.5	78.1	75	70.6	67.6	63.5	59.9	56										20
22	67	67.5	65.3	62.4	59.9	56.4	54	50.5	47.2	39.2								22
24	56.8	58.6	57.2	55.6	53.4	50.6	48.7	45.8	43	36.6								24
26	47.6	51.4	50.6	50.1	47.9	46.2	44	41.7	39.1	36.2								26
28		45.2	45.5	45.3	43.3	42	39.9	37.8	35.5	33.3	32.3	30.8						28
30		39.5	40.7	40.8	39.1	38	36.1	34.2	32.2	30.3	29.6	28.1						30
32		34.9	36.5	36.9	35.4	34.7	32.8	31.3	29.4	27.7	27.1	25.5	24.4	23.2	22.8	21.2		32
34		31	32.8	33.5	32.2	31.7	30.1	28.8	26.9	25.4	24.8	23.3	22.9	21.7	21.2	19.7		34
36		27.5	29.3	30.6	29.2	29	27.7	26.3	24.8	23.2	22.8	21.3	21	19.7	19.3	17.9	16.4	36
38			26.5	28	26.9	26.8	25.5	24.3	22.9	21.4	21	19.6	19.3	18.2	17.6	16.3	15	38
40			24.1	25.6	24.8	24.8	23.5	22.4	21.1	19.6	19.4	18.1	17.7	16.8	16.2	14.8	13.8	40
45			19	20.6	20.6	20.6	19.5	18.6	17.4	16.3	16.1	14.7	14.5	13.6	13.1	11.8	10.9	45
50				16.9	17	17.4	16.4	15.7	14.6	13.5	13.4	12.1	12	11	10.7	9.5	8.6	50
55				14	14	14.6	13.9	13.2	12.1	11.1	11.1	9.9	9.9	8.8	8.6	7.5	6.7	55
60				11.6	11.7	12.2	11.8	11.2	10.1	9.2	9.2	8.1	8.1	7	6.8	5.7	5.1	60
65					9.7	10.4	9.9	9.5	8.6	7.7	7.7	6.4	6.6	5.5	5.5	4.4	3.9	65
70					8.2	8.7	8.4	7.9	7.2	6.3	6.3	5.1	5.2	4.3	4.3	3	2.7	70
75						7.3	7.1	6.7	6	5.1	5.2	4.1	4.1	3.2	3.2			75
80							6.1	5.9	5.7	4.8	4	4.2	3.1	3.1				80
85								4.7	4.7	3.8	3.1	3.2	2	2.3				85
90								3.8	3.8	3.1	2.3	2.5						90
95									3	2.4								95
100									2.3									100

t_187_00023_00_000

Lifting heights Hauteurs de levage

T



Lifting capacities Forces de levage

TK/TNZK



↙ ↘	38 ft 35 ft			111 ft 35 ft			123 ft 35 ft			135 ft 35 ft			148 ft 35 ft			160 ft 35 ft			↙ ↘
	0°	20°	40°	0°	20°	40°	0°	20°	40°	0°	20°	40°	0°	20°	40°	0°	20°	40°	
9	32.6																		9
10	32.6																		10
11	32.6																		11
12	32.6																		12
13	32.6																		13
14	32.6																		14
15	32.6																		15
16	32.6	30.9																	16
17	32.5	30.3																	17
18	32.2	29.7		32.6															18
20	31.6	28.5		32.6															20
22	30.5	27.4		32.6			32.6												22
24	29.5	26.3		32.6			32.6												24
26	28.6	25.3	22.8	32.6			32.6			29.6			26.2						26
28	27.5	24.5	22.1	32.6	30.5		32.6			29.3			26.1			22.4			28
30	26.4	23.8	21.5	32.6	30.3		32.6			29.1			26			22.3			30
32	25.4	23	20.9	32.6	29.8		32.6	28.8		28.9			26			22.3			32
34	24.3	22.3	20.4	32.6	29.2		32.5	28.4		28.8			25.9			22.3			34
36	23.2	21.6	19.9	32.6	28.7		32.2	28		28.7			25.8			22.3			36
38	22.3	21.1	19.5	32.6	28.2	22.9	31.8	27.5		28.3	26		25.7			22.1			38
40	21.3	20.6	19.1	32.5	27.6	22.6	31.4	27		27.9	25.7		25.5			22			40
45	19	19.2	18.4	31.9	26.3	22	30.2	26	21.7	27.2	24.7	21	25	23.7		21.9	21.5		45
50	17.2	18.1	17.8	30.8	25.2	21.3	29.2	25	21.1	26.6	23.9	20.5	24.5	23	20.1	21.6	21.1		50
55				29	24.2	20.7	27.3	24.1	20.5	25.7	23.2	20.1	23.7	22.4	19.7	21.2	20.7	18.8	55
60				26.6	23.2	20.2	24.6	23.2	20	24.2	22.4	19.8	22.4	21.7	19.3	20.8	20.2	18.5	60
65				23.7	22.4	19.7	21.7	22.4	19.7	21.7	21.7	19.2	20.9	21	19	19.8	19.9	18.1	65
70				21.2	21.5	19.2	19.2	20.5	19.2	20.5	20.3	18.9	19.4	19.9	18.7	18.3	18.8	17.9	70
75				18.9	20	18.8	17	18.5	18.6	19	19	18.5	17.7	18.6	18.1	16.9	17.5	17.5	75
80				17	18.1	18.3	15.4	16.5	17.6	17.2	17.8	17.8	16.1	17.2	17.4	15.6	16.1	16.7	80
85				15.3	16.4	17.3	14.6	14.7	15.8	15.5	16.6	16.8	15.1	15.5	16.4	14.4	14.4	15.5	85
90				13.8	14.7	15.5	13.9	13.5	14.1	14.5	15.1	15.7	14	14	14.9	13.1	13.5	14	90
95				12.4	13.3	13.9	13.3	12.7	12.8	13.6	13.7	14.4	12.9	13.1	13.5	11.8	12.6	12.8	95
100				11.2	12	12.6	12.6	12.2	12	12.7	12.6	13.1	11.8	12.5	12.4	10.7	11.5	11.9	100
105				10.1	10.8	11.2	12.1	11.7	11.5	11.7	11.9	11.9	10.8	11.5	11.9	9.7	10.4	11.2	105
110				9.1	9.8	10.1	11.3	11.2	11.1	10.7	11.2	11.4	9.8	10.5	10.9	8.7	9.4	10.2	110
115				8.1	8.8	8.9	10.4	10.6	10.7	9.8	10.3	10.7	8.9	9.6	10	7.8	8.5	9.2	115
120				7.2	7.8	7.8	9.6	9.9	10	8.9	9.4	9.8	8.1	8.7	9.2	7	7.7	8.3	120
125				6.3	6.8	6.7	8.8	9.2	9.2	8.1	8.5	8.8	7.2	7.9	8.3	6.4	7	7.5	125
130				5.5	5.9		7.9	8.4	8.4	7.4	7.7	7.9	6.7	7.2	7.5	5.7	6.2	6.8	130
135							7.2	7.7	6.9	6.8	7	7.2	6.1	6.6	6.8	5	5.5	6.1	135
140										6.1	6.3	6.5	5.4	5.9	6.1	4.4	4.9	5.4	140
145										5.5	5.7	5.8	4.8	5.2	5.4	3.9	4.3	4.8	145
150										4.9	5.2	4.8	4.3	4.5	4.8	3.4	3.8	4.1	150
155													3.8	4	4.1	2.9	3.3	3.6	155
160													3.3	3.5		2.4	2.8	3	160
165													2.8	3		1.9	2.1	2.3	165
170																1.4	1.8	1.8	170

L187_01197_00_000

Lifting capacities Forces de levage

TK/TNZK



Jib ↔	170 ft 35 ft			172 ft 35 ft			182 ft 35 ft			184 ft 35 ft			197 ft 35 ft			Jib ↔
	0°	20°	40°	0°	20°	40°	0°	20°	40°	0°	20°	40°	0°	20°	40°	
32	15.7			18.8												32
34	15.7			18.7												34
36	15.7			18.7			14.1			14.8						36
38	15.7			18.7			14.1			14.8			12.4			38
40	15.7			18.7			14.1			14.8			12.4			40
45	15.7			18.7			14.1			14.8			12.4			45
50	15.5	15.6		18.6	18.6		14.1	14.1		14.6	15		12.4			50
55	15.3	15.3		18.4	18.4	17.6	14	14		14.6	14.9		12.4	12.4		55
60	15	14.9	14.7	18.2	18.3	17.4	13.9	13.9		14.5	14.7		12.3	12.4		60
65	14.8	14.4	14.2	17.9	18.1	17.2	13.7	13.7	13.7	14.4	14.6	14.4	12.2	12.4	12.1	65
70	14.5	13.9	13.8	16.8	17.6	16.9	13.5	13.4	13.4	14.3	14.3	13.9	12	12.4	12	70
75	14.1	13.5	13.4	15.8	16.5	16.6	13.4	13	12.9	14.1	13.9	13.5	11.9	12.2	11.9	75
80	13.5	13.1	12.9	14.8	14.9	15.9	13.1	12.7	12.5	13.4	13.5	13.1	11.8	11.9	11.9	80
85	13	12.6	12.6	13.3	13.5	14.4	12.6	12.4	12.2	12.4	13	12.8	11.3	11.7	11.7	85
90	12.5	12.3	12.1	12	12.8	13.1	11.8	12	11.8	11.1	12.1	12.5	10.5	11.2	11.4	90
95	11.7	11.9	11.7	10.7	11.9	12.3	10.7	11.5	11.5	9.8	11	11.7	9.4	10.4	10.9	95
100	10.7	11.4	11.4	9.6	10.9	11.5	9.6	10.7	11	8.7	9.8	10.7	8.3	9.4	10.2	100
105	9.5	10.4	11	8.6	9.7	10.4	8.6	9.5	10.4	7.7	8.6	9.5	7.3	8.4	9	105
110	8.6	9.4	10	7.8	8.7	9.4	7.8	8.6	9.4	6.7	7.6	8.5	6.4	7.4	8	110
115	7.8	8.5	9.1	6.9	7.8	8.5	6.9	7.7	8.3	5.8	6.7	7.5	5.6	6.5	7.1	115
120	7	7.6	8.3	6.1	7	7.6	6.1	6.8	7.4	5	5.9	6.5	4.8	5.6	6.3	120
125	6.1	6.8	7.4	5.3	6.1	6.8	5.3	6.1	6.6	4.4	5.2	5.7	4.1	4.8	5.5	125
130	5.5	6.1	6.6	4.6	5.5	5.9	4.8	5.5	5.9	3.7	4.4	5	3.5	4.1	4.8	130
135	4.9	5.5	5.9	4	4.8	5.2	4.1	4.8	5.2	3.2	3.8	4.3	2.8	3.5	4.1	135
140	4.4	4.9	5.2	3.5	4.2	4.6	3.5	4.1	4.6	2.6	3.2	3.7	2.2	2.9	3.5	140
145	3.9	4.3	4.6	3	3.7	3.9	3	3.5	3.9	2.1	2.6	3		2.4	2.8	145
150	3.4	3.8	4.1	2.5	3.2	3.4	2.5	3	3.4	1.6	2.1	2.3		1.9	2.3	150
155	2.9	3.3	3.6	2	2.7	2.9	2	2.5	2.8		1.6	1.8			1.8	155
160	2.4	2.8	3		2.2	2.4		2	2.3							160
165	1.9	2.3	2.3													165
170	1.6	1.8	1.8													170

t_187_01197_00_000

Lifting capacities Forces de levage

TK/TNZK



	38 ft			111 ft			123 ft			135 ft			148 ft			160 ft			
	0°	20°	40°	0°	20°	40°	0°	20°	40°	0°	20°	40°	0°	20°	40°	0°	20°	40°	
10	32.5																		10
11	32.4																		11
12	32.3																		12
13	32.1																		13
14	32																		14
15	31.8																		15
16	31.6	29.4																	16
17	31.5	28.8																	17
18	31.1	28.2		32.5															18
19	30.6	27.7		32.5															19
20	30.1	27.1		32.5			32.5												20
22	29.1	26.1		32.5			32.4												22
24	28.1	25.1	22.5	32.5			32.2			28.3									24
26	27.1	24.1	21.8	32.5			32.1			28.1									26
28	26.1	23.4	20.9	32.4			31.9			28			25						28
30	25.1	22.6	20.4	32.3	28.9		31.8			27.8			24.8			21.3			30
32	24.1	21.9	19.8	32.1	28.3		31.5			27.6			24.7			21.2			32
34	23	21.2	19.4	32	27.8		31.1	27.1		27.4			24.6			21.2			34
36	22	20.7	19	31.8	27.2		29.5	26.6		27.2			24.5			21.1			36
38	21.1	20.2	18.6	29.9	26.7	21.8	27.4	26.2		26.7	24.7		24.2			21.1			38
40	20.2	19.6	18.2	27.9	26.2	21.6	25.4	25.7		25	24.4		23.5	23.2		21			40
45	18.1	18.4	17.5	23.5	25.1	20.9	21.6	24	20.7	22.9	23.4	20.1	21.2	21.9		19.5	20.3		45
50	16.3	17.3	16.8	19.9	22.2	20.2	20.5	20.2	20.1	19.9	21.2	19.6	19.2	20.2	19.2	18	18.9		50
55	14.9	16.3	16.3	16.9	19	19.6	19.1	17.7	19.1	18.1	18.9	18.7	17	17.6	18.2	15.6	16.8	17.5	55
60	13.7	15.5	11.2	14.4	16.2	17.8	17	16.8	16.2	15.8	16.6	17.7	14.7	16.4	16.7	13.3	15.1	15.6	60
65	12.8	8.7		12.3	13.9	15.3	14.9	15.8	15.2	13.8	15.1	15.6	12.7	14.2	15.1	11.5	13.1	14.4	65
70				10.5	11.9	13.2	13.1	14.3	14.6	12	13.3	14.2	11	12.4	13.6	9.8	11.3	12.8	70
75				8.9	10.2	11.4	11.6	12.7	13.6	10.5	11.7	12.7	9.5	10.8	11.9	8.4	9.7	11.1	75
80				7.5	8.7	9.7	10.2	11.2	12	9.1	10.3	11.2	8.2	9.4	10.4	7.1	8.4	9.6	80
85				6.3	7.4	8.3	9	9.9	10.6	8	9	9.8	7.1	8.2	9.1	6	7.2	8.3	85
90				5.3	6.3	7	7.9	8.7	9.4	6.9	7.9	8.6	6.1	7.1	7.9	5	6.1	7.1	90
95				4.4	5.2	5.9	6.9	7.7	8.2	6	6.9	7.5	5.2	6.1	6.8	4.1	5.1	6.1	95
100				3.5	4.3	4.8	6	6.7	7.2	5.2	5.9	6.5	4.3	5.2	5.8	3.3	4.2	5.1	100
105				2.7	3.4	3.9	5.2	5.8	6.2	4.4	5.1	5.6	3.6	4.4	5	2.6	3.4	4.3	105
110				2	2.6	3	4.5	5	5.4	3.7	4.4	4.8	2.9	3.7	4.2	1.9	2.7	3.5	110
115					1.9	2.2	3.8	4.3	4.6	3.1	3.7	4.1	2.3	3	3.4		2	2.8	115
120						1.4	3.2	3.6	3.9	2.5	3.1	3.4	1.8	2.4	2.8		1.4	2.1	120
125							2.6	3	3.2	2	2.5	2.7		1.8	2.2			1.5	125
130							2.1	2.5	2.6	1.5	1.9	2.1			1.6				130
135							1.7	2	2		1.4	1.6							135
140								1.5	1.5										140

t_187_00198_00_000

	170 ft			172 ft			182 ft			184 ft			197 ft			
	0°	20°	40°	0°	20°	40°	0°	20°	40°	0°	20°	40°	0°	20°	40°	
32	14.9															32
34	14.9															34
36	14.9			17.9						14						36
38	14.9			17.9						14			11.8			38
40	14.9			17.8						14			11.8			40
45	14.9			17.4						14			11.8			45
50	14.8	15		16.5	17.6					14	14.3		11.8			50
55	14.5	14.6		14.3	15.4					13	14.2		11.5	11.7		55
60	13.2	14.2	14	12.1	14.2	14.7				10.9	12.8		10.1	11.6		60
65	11.3	12.9	13.5	10.2	12.2	13.7	10.1	11.8	12.9	9.1	10.9	12.5	8.4	10.2	11.3	65
70	9.7	11.2	12.4	8.7	10.4	11.8	8.6	10.1	11.5	7.6	9.2	10.7	7	8.6	10	70
75	8.3	9.7	10.8	7.3	8.9	10.1	7.2	8.7	9.9	6.2	7.7	9.1	5.8	7.2	8.5	75
80	7	8.3	9.4	6	7.6	8.7	6.1	7.4	8.5	5	6.5	7.7	4.6	6	7.2	80
85	5.9	7.1	8.1	4.9	6.4	7.4	5	6.2	7.3	4	5.3	6.4	3.6	5	6	85
90	4.9	6	6.9	4	5.4	6.3	4	5.2	6.1	3	4.3	5.3	2.7	3.9	5	90
95	4.1	5.1	5.9	3.1	4.4	5.3	3.1	4.2	5.1	2.2	3.3	4.3	1.9	3	4	95
100	3.3	4.2	5	2.3	3.5	4.3	2.4	3.4	4.2		2.5	3.3		2.2	3.1	100
105	2.6	3.4	4.1	1.5	2.7	3.5	1.6	2.6	3.3		1.7	2.5			2.3	105
110	1.9	2.7	3.3		2	2.7		1.9	2.6			1.7			1.5	110
115		2	2.6			2			1.9							115
120		1.4	2													120
125			1.3													125

t_187_00198_00_000

Lifting capacities Forces de levage

TK/TNZK



T	38 ft 62 ft			111 ft 62 ft			123 ft 62 ft			162 ft 62 ft			148 ft 62 ft			160 ft 62 ft			T
	0°	20°	40°	0°	20°	40°	0°	20°	40°	0°	20°	40°	0°	20°	40°	0°	20°	40°	
9	14.7																		9
10	14.5																		10
11	14.4																		11
12	14.3																		12
13	14.1																		13
14	14.1																		14
15	14.1																		15
16	13.9																		16
17	13.8																		17
18	13.6																		18
20	13.2																		20
22	12.9			14.6															22
24	12.7			14.5															24
26	12.4			14.4			13.9			13									26
28	12.1			14.2			13.8			13			12.4						28
30	11.8	11		14.1			13.6			13			12.3						30
32	11.6	10.7		13.9			13.5			12.8			12.2			11.2			32
34	11.3	10.4		13.7			13.4			12.7			12.1			11.2			34
36	11	10.2		13.5			13.2			12.6			12.1			11.2			36
38	10.9	10		13.3			13.1			12.4			12			11.1			38
40	10.7	9.9		13.2			13			12.3			11.9			11			40
45	10.2	9.4		12.9	10.6		12.6	10.6		12			11.7			10.8			45
50	9.7	9		12.4	10.3		12.2	10.3		11.8	10.2		11.4			10.7			50
55	9.2	8.7	8	12	10.1		11.8	10.1		11.5	10		11.2	9.8		10.5	9.4		55
60	8.7	8.3	7.7	11.6	9.9	8.4	11.6	9.9		11.2	9.7		11	9.6		10.3	9.2		60
65	8.2	8	7.7	11.3	9.5	8.2	11.3	9.5	8.2	10.8	9.5	8.2	10.6	9.3		10.2	9.1		65
70	7.7	7.8	7.6	11	9.3	8.2	11	9.3	8.2	10.7	9.2	8	10.4	9.1	8	10	8.9		70
75	7.2	7.7	7.5	10.6	9.2	8.1	10.6	9.2	8.1	10.4	8.9	7.9	10.2	8.9	7.9	9.7	8.7	7.8	75
80	6.8	7.7	7.5	10.3	9	7.9	10.3	9	7.9	10.1	8.8	7.9	9.9	8.8	7.9	9.4	8.6	7.7	80
85	6.4			10.2	8.6	7.7	10.2	8.8	7.7	9.9	8.6	7.7	9.7	8.6	7.7	9.3	8.4	7.7	85
90				9.8	8.4	7.7	9.8	8.7	7.7	9.8	8.4	7.7	9.5	8.4	7.7	9.3	8.4	7.6	90
95				9.5	8.4	7.7	9.6	8.5	7.7	9.6	8.4	7.7	9.4	8.4	7.6	9.1	8.3	7.5	95
100				9.2	8.3	7.7	9.4	8.3	7.7	9.4	8.3	7.7	9.2	8.3	7.5	8.8	8.1	7.5	100
105				9	8.2	7.5	9	8.2	7.5	9	8.2	7.5	8.8	8.2	7.5	8.6	7.9	7.5	105
110				8.7	8	7.5	8.5	8	7.5	8.7	8	7.5	8.7	8	7.5	8.3	7.9	7.5	110
115				8.4	7.9	7.5	8.2	7.9	7.5	8.5	7.9	7.5	8.4	7.9	7.5	8	7.8	7.5	115
120				8	7.9	7.5	7.9	7.8	7.5	8.3	7.9	7.5	8	7.9	7.5	7.6	7.7	7.5	120
125				7.7	7.7	7.5	7.7	7.5	7.5	7.9	7.7	7.5	7.7	7.7	7.5	6.8	7.5	7.5	125
130				7	7.5	7.5	7.4	7.1	7.3	7.6	7.5	7.5	7.2	7.4	7.5	6.1	7.1	7.3	130
135				6.3	7	7.2	7.2	6.9	7.2	7.2	7.2	7.5	6.6	7.2	7.2	5.6	6.6	7	135
140				5.7	6.3	6.7	6.9	6.8	7	6.8	6.9	7.3	6	6.8	7	5.1	6	6.6	140
145				5	5.7	5.8	6.6	6.6	6.8	6.1	6.6	6.8	5.5	6.3	6.8	4.6	5.4	6.1	145
150				4.3	5	5	6.2	6.4	6.6	5.6	6.2	6.5	4.9	5.6	6.3	4.1	4.8	5.4	150
155				3.8	4.3		5.8	6.1	6.2	5.1	5.8	6	4.4	5.1	5.6	3.6	4.2	4.9	155
160							5.3	5.7		4.6	5.3	5.4	3.9	4.6	5	3.1	3.8	4.4	160
165							4.8	5.2		4.1	4.7	4.8	3.5	4.1	4.5	2.6	3.4	3.9	165
170							4.5			3.8	4.1	4.3	3.1	3.6	4	2.3	2.9	3.4	170
175										3.3	3.7		2.6	3.2	3.4	1.9	2.4	2.9	175
180													2.2	2.8	2.8		2	2.4	180
185													1.9	2.3	2.3				185
190													1.6	1.8					190

t_187_01209_00_000

Lifting capacities Forces de levage

TK/TNZK



↙ ↘	170 ft 62 ft			172 ft 62 ft			182 ft 62 ft			184 ft 62 ft			197 ft 62 ft			↙ ↘
	0°	20°	40°	0°	20°	40°	0°	20°	40°	0°	20°	40°	0°	20°	40°	
36				10.1												36
38	9.3			10												38
40	9.2			9.9												40
45	9.1			9.9			8.4			8.8			7.7			45
50	8.9			9.8			8.4			8.7			7.6			50
55	8.8			9.6			8.3			8.6			7.5			55
60	8.8			9.5			8.2			8.6			7.5			60
65	8.6	8.2		9.3	8.6		8.2	7.9		8.4	8		7.5			65
70	8.6	8.2		9.3	8.5		8	7.8		8.4	7.9		7.4	7.3		70
75	8.5	8.1		9.2	8.4	7.7	7.9	7.7		8.3	7.8		7.3	7.3		75
80	8.3	7.9		9	8.3	7.7	7.9	7.7		8.2	7.7		7.2	7.2		80
85	8.2	7.9	7.5	8.8	8.2	7.5	7.9	7.5	7.3	8.2	7.7	7.3	7.1	7.1		85
90	8.2	7.8	7.5	8.7	8	7.5	7.8	7.5	7.3	8	7.7	7.3	7.1	7.1	7.1	90
95	8.1	7.7	7.4	8.5	7.9	7.5	7.7	7.5	7.3	7.9	7.6	7.3	7.1	7.1	7.1	95
100	7.9	7.7	7.3	8.3	7.9	7.4	7.7	7.4	7.3	7.8	7.5	7.3	7	7.1	7.1	100
105	7.9	7.5	7.3	8.2	7.7	7.3	7.5	7.3	7.3	7.5	7.5	7.3	6.8	7.1	7.1	105
110	7.8	7.5	7.3	7.8	7.7	7.3	7.3	7.3	7.3	7	7.3	7.3	6.5	6.9	7.1	110
115	7.6	7.5	7.3	7.3	7.6	7.3	6.9	7.3	7.3	6.3	7.3	7.3	5.9	6.7	7.1	115
120	7.2	7.4	7.3	6.6	7.4	7.3	6.4	7.2	7.2	5.5	7	7.2	5.3	6.4	7	120
125	6.6	7.3	7.3	5.9	7.2	7.3	5.7	7	7	4.8	6.4	7	4.6	5.9	6.8	125
130	5.9	6.9	7.1	5.2	6.6	7.3	5	6.3	6.9	4.1	5.7	6.5	3.9	5.2	6.3	130
135	5.4	6.3	6.9	4.7	5.9	6.8	4.5	5.7	6.5	3.6	5	5.9	3.2	4.6	5.7	135
140	4.8	5.7	6.5	4.2	5.2	6.1	4	5	5.9	3.1	4.3	5.2	2.6	4	5	140
145	4.1	5.2	5.9	3.7	4.6	5.4	3.5	4.3	5.2	2.6	3.7	4.5	2.1	3.4	4.3	145
150	3.6	4.5	5.4	3.2	4.1	4.8	3	3.8	4.7	2.1	3.2	3.9	1.6	2.8	3.7	150
155	3.3	4	4.7	2.7	3.6	4.2	2.5	3.3	4.1	1.6	2.7	3.3		2.2	3.1	155
160	2.8	3.6	4.2	2.2	3.1	3.6	2	2.8	3.5		2.2	2.8		1.8	2.6	160
165	2.4	3.2	3.7	1.7	2.6	3		2.4	3			2.3			2.1	165
170	2	2.7	3.2	1.4	2	2.7		2	2.5			1.8			1.6	170
175	1.7	2.4	2.6		1.7	2.2		1.5	2							175
180		1.9	2.2			1.7										180
185			1.9													185
190			1.4													190

t_187_01209_00_000

Lifting capacities Forces de levage

TK/TNZK





	38 ft 62 ft			111 ft 62 ft			123 ft 62 ft			162 ft 62 ft			148 ft 62 ft			160 ft 62 ft			
	0°	20°	40°	0°	20°	40°	0°	20°	40°	0°	20°	40°	0°	20°	40°	0°	20°	40°	
10	13.9																		10
11	13.8																		11
12	13.7																		12
13	13.6																		13
14	13.4																		14
15	13.3																		15
16	13.2																		16
17	13.1																		17
18	12.9																		18
19	12.8																		19
20	12.6																		20
22	12.4			13.9															22
24	12.1			13.8			13.4												24
26	11.8			13.6			13.2												26
28	11.6			13.5			13.1		12.4										28
30	11.3	10.3		13.4			13		12.3			11.7							30
32	11.1	10.1		13.2			12.9		12.2			11.6							32
34	10.8	9.9		13.1			12.7		12.1			11.5			10.7				34
36	10.6	9.7		12.9			12.6		12			11.5			10.6				36
38	10.4	9.5		12.8			12.5		11.9			11.4			10.6				38
40	10.2	9.3		12.6			12.3		11.8			11.3			10.5				40
45	9.7	8.9		12.2	10.2		12		11.5			11.1			10.3				45
50	9.2	8.5	7.8	11.8	9.9		11.6	9.9	11.2	9.7		10.8			10.1				50
55	8.7	8.2	7.6	11.4	9.6		11.3	9.6	10.9	9.5		10.6	9.3		10				55
60	8.3	7.9	7.4	11.1	9.3	8	11	9.3	10.6	9.2		10.3	9.1		9.8	8.8			60
65	7.9	7.7	7.3	10.8	9.1	7.8	10.6	9.1	7.8	10.4	9	7.8	9.9	8.9		9.3	8.6		65
70	7.4	7.5	7.2	10.4	8.9	7.7	9.8	8.9	7.7	9.7	8.8	7.7	9.5	8.7	7.6	9.1	8.5		70
75	6.9	7.4	7.2	10	8.6	7.6	9.3	8.7	7.6	9.4	8.6	7.6	8.9	8.6	7.5	8.6	8.3	7.4	75
80	6.4	7.3	7.2	8.7	8.5	7.5	9.1	8.5	7.5	8.9	8.4	7.5	8.6	8.3	7.5	7.8	8.1	7.4	80
85	6	7.3	7.2	7.5	8.3	7.4	8.9	8.1	7.4	8.4	8.1	7.4	7.7	8	7.4	6.7	7.8	7.3	85
90	5.8	7.3		6.5	8.1	7.4	8.4	7.8	7.4	7.6	8	7.3	6.8	7.7	7.3	5.7	7.3	7.3	90
95				5.5	7.3	7.3	7.6	7.7	7.2	6.7	7.7	7.2	5.9	7.4	7.2	4.8	6.6	7.1	95
100				4.7	6.3	7.2	6.8	7.6	7.2	5.9	7.2	7.2	5	6.6	7.1	4	5.7	7.1	100
105				3.9	5.4	6.6	6	7.2	7.1	5.1	6.5	7.1	4.3	5.8	6.8	3.3	4.9	6.2	105
110				3.3	4.6	5.6	5.3	6.4	7.1	4.4	5.7	6.7	3.6	5	6.1	2.6	4.1	5.4	110
115				2.6	3.8	4.8	4.7	5.7	6.5	3.8	5	5.9	3	4.3	5.4	2	3.4	4.6	115
120				2.1	3.2	4	4.1	5	5.8	3.2	4.3	5.2	2.5	3.6	4.6	1.5	2.8	3.9	120
125				1.5	2.5	3.2	3.5	4.4	5	2.7	3.7	4.5	1.9	3.1	3.9		2.2	3.2	125
130					1.9	2.5	3	3.8	4.3	2.2	3.1	3.9		2.5	3.3		1.7	2.6	130
135					1.4	1.9	2.5	3.2	3.7	1.8	2.6	3.3		2	2.7			2	135
140							2.1	2.7	3.1	1.4	2.2	2.7		1.5	2.2			1.5	140
145							1.7	2.3	2.6		1.7	2.2			1.7				145
150								1.8	2.1			1.7							150
155								1.4	1.6										155

L187_00222_00_000

Lifting capacities Forces de levage

TK/TNZK

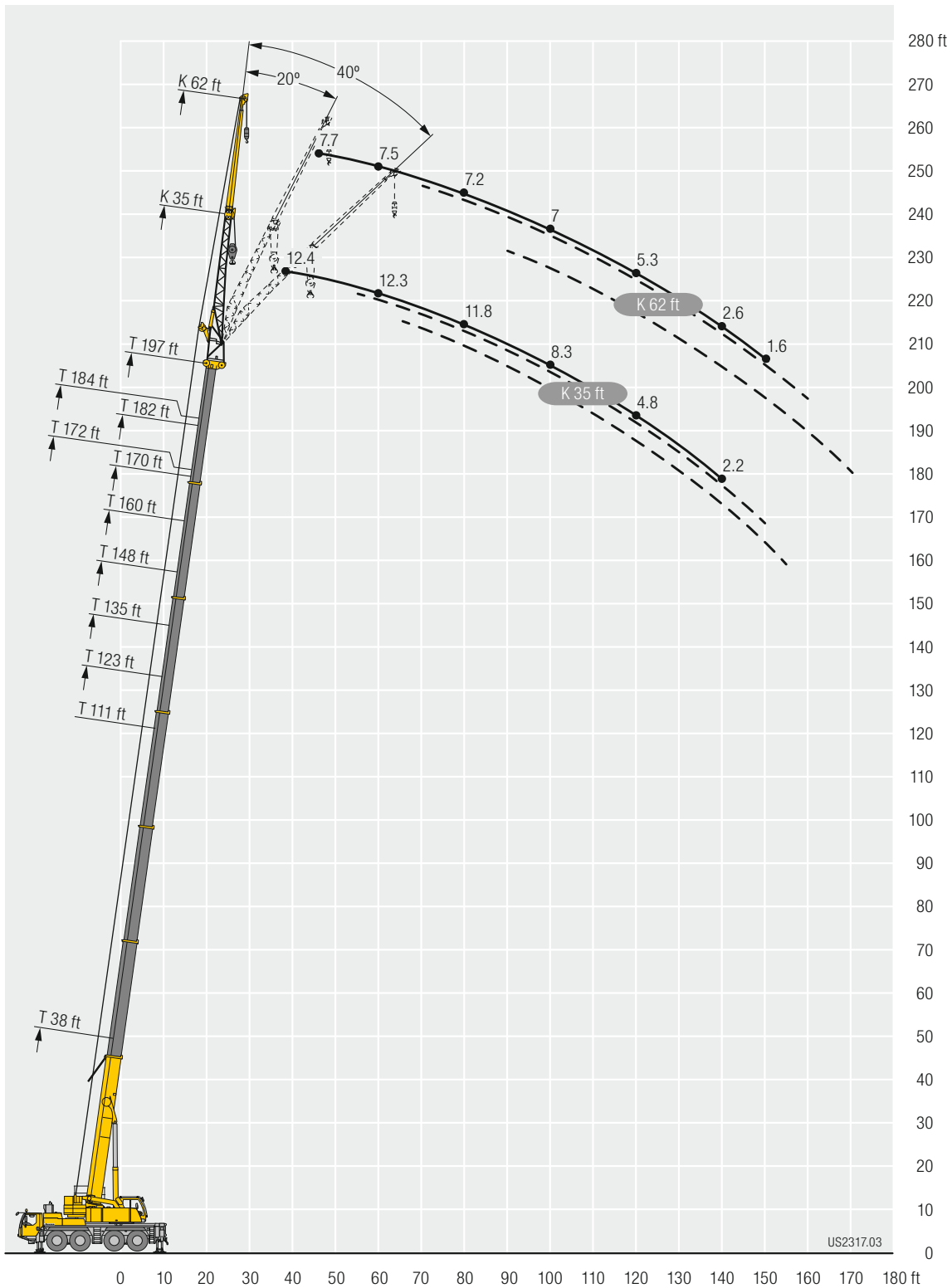


	170 ft			172 ft			182 ft			184 ft			197 ft			
	62 ft			62 ft			62 ft			62 ft			62 ft			
	0°	20°	40°	0°	20°	40°	0°	20°	40°	0°	20°	40°	0°	20°	40°	
36				9.6												36
38	8.8			9.6												38
40	8.7			9.5			8.1			8.4						40
45	8.6			9.4			8.1			8.4			7.3			45
50	8.5			9.3			8			8.3			7.3			50
55	8.4			9.2			7.9			8.2			7.2			55
60	8.3			9			7.8			8.1			7.1			60
65	8.3	7.8		8.9	8.2		7.8			8			7.1			65
70	8.2	7.7		8.4	8.1		7.7	7.4		7.7	7.6		6.9	6.9		70
75	7.9	7.6		7.8	8		7.3	7.3		6.5	7.5		5.8	6.9		75
80	7.2	7.6	7.1	6.7	7.9	7.2	6.2	7.3		5.4	7.4		4.8	6.8		80
85	6.3	7.5	7.1	5.7	7.5	7.2	5.2	7.1	7	4.4	6.6	7	3.9	6.1		85
90	5.4	7.2	7.1	4.7	6.7	7.1	4.4	6.3	6.9	3.5	5.6	7	3	5.1	6.7	90
95	4.5	6.3	7	3.8	5.8	7	3.6	5.4	6.8	2.7	4.7	6.5	2.3	4.2	6	95
100	3.7	5.4	6.8	3.1	4.9	6.4	2.8	4.6	6.1	2	3.9	5.5		3.4	5.1	100
105	3	4.6	6	2.4	4.1	5.5	2.2	3.8	5.2		3.1	4.6		2.7	4.2	105
110	2.4	3.9	5.2	1.7	3.3	4.7		3.1	4.5		2.4	3.8		2	3.4	110
115	1.8	3.2	4.4		2.6	3.9		2.5	3.7		1.7	3.1		1.4	2.7	115
120		2.6	3.7		2	3.2		1.9	3			2.3			2.1	120
125		2	3		1.4	2.5			2.4			1.7			1.4	125
130		1.5	2.4			1.9			1.8							130
135			1.8													135

t_187_00222_00_000

Lifting heights Hauteurs de levage

TK/TNZK



Lifting capacities Forces de levage

TVK/TVNZK



Jib ↙ ↘	38 ft + 23 ft			160 ft + 23 ft			170 ft + 23 ft			172 ft + 23 ft			182 ft + 23 ft			184 ft + 23 ft			195 ft + 23 ft			197 ft + 23 ft			Jib ↙ ↘	
	35 ft			35 ft			35 ft			35 ft			35 ft			35 ft			35 ft			35 ft				
	0°	20°	40°	0°	20°	40°	0°	20°	40°	0°	20°	40°	0°	20°	40°	0°	20°	40°	0°	20°	40°	0°	20°	40°		
9	12.4																							9		
10	12.4																								10	
11	12.4																								11	
12	12.4																								12	
13	12.4																								13	
14	12.4																								14	
15	12.3																								15	
16	12.2																								16	
17	12.1																								17	
18	12.1																								18	
20	12.1																								20	
22	11.8	12.4																							22	
24	11.6	12.3																							24	
26	11.5	12.1																							26	
28	11.4	11.9																							28	
30	11.2	11.6																							30	
32	10.7	11.2	11.7																						32	
34	10.4	10.9	11.4																						34	
36	10.2	10.6	11	12.4																					36	
38	9.8	10.2	10.6	12.4			10.6			11.2															38	
40	9.4	9.8	10.3	12.3			10.6			11.2															40	
45	8.7	9	9.4	12.2			10.6			11.1	9.5			9.9			8.6				8.4				45	
50	8.1	8.3	8.7	12.1	12.4		10.6			11	11.2	9.5		9.9			8.5				8.2				50	
55	7.4	7.6	8	12	12.2		10.5	10.7		10.9	11.2	9.5	9.7			9.8	10.1			8.4	8.6		8.2	8.4	55	
60	6.7	7	7.4	11.9	11.8		10.3	10.6		10.8	11	9.5	9.7			9.7	10.1			8.4	8.6		8.2	8.4	60	
65	6.2	6.5	6.7	11.7	11.5	11.3	10.2	10.4	10.2	10.8	11	10.8	9.3	9.5		9.7	9.9			8.4	8.6		8.2	8.4	65	
70	5.7	6.1	6.3	11.4	11.2	11	10	10.1	9.9	10.7	10.7	10.5	9.3	9.5	9.4	9.7	9.9	10		8.4	8.6	8.4	8.2	8.4	8.2	70
75	5.2	5.6		11.2	10.8	10.5	9.8	9.7	9.6	10.5	10.4	10.2	9.2	9.4	9.2	9.6	9.8	9.7		8.3	8.6	8.4	8.2	8.4	8.2	75
80	4.7	4.9		10.9	10.5	10.1	9.7	9.4	9.4	10.3	10.1	9.8	9	9.2	9	9.5	9.6	9.4		8.2	8.6	8.4	8.1	8.3	8.2	80
85				10.4	10	9.7	9.5	9.3	9.1	10.2	9.7	9.5	8.8	8.8	8.8	9.5	9.3	9.3		8.2	8.4	8.4	8	8.2	8.2	85
90				10.1	9.6	9.4	9.2	8.9	8.7	9.8	9.4	9.3	8.7	8.7	8.5	9.3	9.1	8.9		8.2	8.2	8.2	7.9	8	8	90
95				9.7	9.3	9.2	8.8	8.6	8.5	9.5	9.2	9.1	8.5	8.4	8.3	8.8	8.9	8.7		8	8	8.1	7.8	7.8	7.8	95
100				9.3	8.9	8.9	8.5	8.3	8.3	9.1	8.9	8.7	8.3	8.1	8.1	8.1	8.7	8.5		7.6	7.7	7.9	7.5	7.7	7.7	100
105				8.8	8.6	8.6	8.2	8.2	7.9	8.4	8.6	8.4	7.9	7.9	7.9	7.3	8.2	8.4		7.1	7.5	7.7	6.8	7.5	7.5	105
110				8.3	8.3	8.3	7.8	7.8	7.8	7.5	8.3	8.2	7.3	7.6	7.6	6.4	7.3	7.9		6.2	7	7.4	6	6.8	7.3	110
115				7.6	7.9	7.9	7.3	7.5	7.5	6.7	7.6	7.8	6.5	7.2	7.3	5.6	6.5	7.1		5.4	6.3	6.8	5.2	6	6.8	115
120				6.8	7.5	7.6	6.5	7.1	7.2	5.9	6.7	7.2	5.7	6.5	6.9	4.8	5.6	6.3		4.6	5.5	6.1	4.4	5.3	6.1	120
125				6.1	6.8	7.2	5.7	6.6	6.8	5.3	5.9	6.4	5	5.7	6.3	4.1	4.8	5.5		3.9	4.8	5.3	3.7	4.6	5.2	125
130				5.5	6.1	6.6	5.2	5.7	6.3	4.6	5.2	5.7	4.4	5	5.5	3.5	4.1	4.8		3.3	4.1	4.6	3	3.9	4.4	130
135				4.8	5.5	5.9	4.6	5.1	5.7	3.9	4.6	5	3.7	4.3	4.8	2.8	3.5	4.1		2.7	3.5	3.9	2.5	3.2	3.7	135
140				4.2	4.8	5.2	4	4.6	5	3.3	3.9	4.3	3.1	3.8	4.2	2.2	2.9	3.5		2.1	2.8	3.3	1.9	2.6	3.1	140
145				3.7	4.1	4.5	3.5	3.9	4.3	2.8	3.2	3.7	2.6	3.2	3.7		2.4	2.8			2.1	2.8		2.1	2.6	145
150				3.2	3.6	3.9	3	3.4	3.8	2.3	2.7	3.2	2.1	2.7	3		1.9	2.3			1.6	2.1		1.6	2.1	150
155				2.7	3.1	3.3	2.5	2.9	3.2	1.8	2.4	2.7	1.6	2.2	2.5			1.8				1.6				155
160				2.3	2.6	2.8	2	2.4	2.7		2	2.2			2											160
165				1.9	2.1	2.4		1.9	2.3																	165
170				1.4	1.8	2		1.6	1.8																	170

L187_01293_00_000

Lifting capacities Forces de levage

TVK/TVNZK



	38 ft + 23 ft			160 ft + 23 ft			170 ft + 23 ft			172 ft + 23 ft			182 ft + 23 ft			184 ft + 23 ft			195 ft + 23 ft			197 ft + 23 ft			
	35 ft			35 ft			35 ft			35 ft			35 ft			35 ft			35 ft						
	0°	20°	40°	0°	20°	40°	0°	20°	40°	0°	20°	40°	0°	20°	40°	0°	20°	40°	0°	20°	40°	0°	20°	40°	
10	11.8																							10	
11	11.8																								11
12	11.7																								12
13	11.7																								13
14	11.7																								14
15	11.7																								15
16	11.6																								16
17	11.6																								17
18	11.6																								18
19	11.5																								19
20	11.5	11.9																							20
22	11.3	11.9																							22
24	11.1	11.8																							24
26	11	11.5																							26
28	10.8	11.3																							28
30	10.6	11.1	11.1																						30
32	10.2	10.7	11.1																						32
34	9.9	10.4	10.9	11.7																					34
36	9.6	10	10.5	11.7																					36
38	9.2	9.7	10.2	11.7			10			10.6															38
40	8.9	9.3	9.8	11.7			10			10.6			9.1			9.5									40
45	8.2	8.6	9	11.6			10			10.5			9.1			9.4			8.1			7.9			45
50	7.6	7.9	8.3	11.6	11.8		10			10.5			9			9.4			8.1			7.9			50
55	6.9	7.3	7.6	11.4	11.5		9.9	10.1		10.4	10.7		9	9.2		9.3	9.6		8			7.8			55
60	6.4	6.7	7	11.2	11.3	11	9.8	10		10.3	10.5		8.9	9.1		9.3	9.6		8	8.2		7.8	8		60
65	6	6.2	6.4	10.9	11	10.7	9.7	9.8	9.7	9.8	10.4	10.3	8.7	9.1		8.4	9.5		7.6	8.2		7.5	8		65
70	5.5	5.8	6	9.6	10.6	10.3	9	9.6	9.4	8.4	9.8	10	7.8	9	9	7	8.5	9.6	6.5	7.9	7.9	6.2	7.8		70
75	5	5.3	5.6	8.2	9.6	10	7.7	9	9.1	7.1	8.4	9.6	6.6	7.9	8.7	5.7	7.2	8.5	5.3	6.7	7.7	5.1	6.5	7.5	75
80	4.5	4.8	4.9	7	8.2	9.3	6.5	7.8	8.7	5.9	7.2	8.3	5.5	6.7	7.8	4.7	6	7.2	4.2	5.6	6.7	4	5.4	6.5	80
85	4.1	4.2		5.9	7	8	5.5	6.7	7.7	4.8	6.1	7.1	4.5	5.7	6.7	3.6	4.9	6	3.3	4.5	5.6	3.1	4.3	5.4	85
90				4.9	6	6.9	4.6	5.7	6.6	3.9	5.1	6	3.6	4.7	5.7	2.7	4	5	2.4	3.6	4.6		3.4	4.4	90
95				4	5	5.9	3.7	4.7	5.6	3	4.1	5	2.8	3.9	4.8		3.1	4	1.6	2.8	3.7		2.6	3.5	95
100				3.2	4.2	4.9	2.9	3.9	4.7	2.2	3.3	4.1	2	3.1	3.9		2.2	3.1		2	2.9			2.7	100
105				2.5	3.4	4.1	2.2	3.1	3.9	1.5	2.5	3.3		2.3	3.1			2.3						2	105
110				1.8	2.7	3.3	1.5	2.4	3.1		1.8	2.5			2.4										110
115				2	2.6			1.8	2.4			1.8													115
120					1.4	2			1.8																120

t_187_00390_00_000

Lifting capacities Forces de levage

TVK/TVNZK



↙ ↘	38 ft + 23 ft			160 ft + 23 ft			170 ft + 23 ft			172 ft + 23 ft			182 ft + 23 ft			184 ft + 23 ft			195 ft + 23 ft			↙ ↘
	62 ft			62 ft			62 ft			62 ft			62 ft			62 ft			62 ft			
	0°	20°	40°	0°	20°	40°	0°	20°	40°	0°	20°	40°	0°	20°	40°	0°	20°	40°	0°	20°	40°	
13	7.9																					13
14	7.9																					14
15	7.9																					15
16	7.9																					16
17	7.9																					17
18	7.9																					18
20	7.9																					20
22	7.8																					22
24	7.7																					24
26	7.7																					26
28	7.7																					28
30	7.7																					30
32	7.7																					32
34	7.6																					34
36	7.5	7.3																				36
38	7.5	7.3																				38
40	7.5	7.3																				40
45	7.1	7.3		7.9			6.8			7.3												45
50	6.8	7		7.8			6.8			7.1			6.2			6.4			5.6			50
55	6.4	6.7		7.7			6.8			7.1			6.2			6.4			5.5			55
60	5.9	6.3	6.6	7.7			6.6			7.1			6.2			6.4			5.5			60
65	5.6	6	6.2	7.7			6.6			7.1			6.2			6.4			5.5			65
70	5.2	5.7	5.9	7.7	7.3		6.6	6.2		7.1	6.6		6			6.4	6		5.5			70
75	5	5.3	5.5	7.6	7.3		6.6	6.2		7	6.6		6	5.7		6.3	6		5.4	5.3		75
80	4.8	5	5.3	7.5	7.3		6.6	6.2		6.8	6.6		6	5.7		6.2	6		5.3	5.3		80
85	4.4	4.7	5.1	7.5	7.3	6.8	6.6	6.2		6.8	6.6		6	5.7		6.2	6		5.3	5.3		85
90	4.3	4.5	4.8	7.3	7.1	6.7	6.5	6.2	6	6.8	6.6	6.4	6	5.7	5.5	6.2	6	5.7	5.1	5.3		90
95	4	4.2	4.4	7.2	6.8	6.5	6.4	6.1	6	6.7	6.5	6.4	6	5.7	5.5	6.2	6	5.7	5.1	5.3	5.1	95
100	3.7	3.9		7	6.6	6.3	6.3	6	6	6.6	6.3	6.3	5.9	5.7	5.5	6.2	6	5.7	5	5.2	5.1	100
105	3.5	3.8		6.8	6.4	6.2	6.2	6	6	6.4	6.2	6.2	5.7	5.5	5.5	6.2	6	5.7	4.9	5.1	5.1	105
110				6.5	6.2	6	6	5.8	5.8	6.4	6.2	6	5.7	5.5	5.5	6	5.8	5.7	4.9	5.1	5.1	110
115				6.3	6.1	6	5.8	5.6	5.6	6.2	6.1	5.8	5.6	5.5	5.4	5.6	5.7	5.6	4.7	5.1	5.1	115
120				6.1	5.9	5.9	5.7	5.5	5.5	5.8	5.9	5.7	5.4	5.5	5.3	5	5.7	5.5	4.5	5	5.1	120
125				5.9	5.7	5.7	5.5	5.3	5.3	5.5	5.7	5.5	5	5.3	5.3	4.4	5.5	5.5	4.1	4.8	5.1	125
130				5.6	5.6	5.6	5.3	5.3	5.3	4.8	5.6	5.5	4.5	5.1	5.1	3.7	5.2	5.3	3.5	4.7	4.9	130
135				5.1	5.4	5.4	4.8	5.2	5.2	4.3	5.3	5.4	4	4.9	5.1	3.2	4.6	5.2	2.9	4.3	4.9	135
140				4.6	5.2	5.2	4.2	5	5	3.7	4.9	5.2	3.5	4.6	5	2.6	3.9	4.9	2.4	3.8	4.6	140
145				3.9	5	5.1	3.7	4.8	4.8	3	4.3	5	2.8	4.1	4.8	2.1	3.2	4.3		3.2	4.1	145
150				3.4	4.5	4.9	3.2	4.3	4.7	2.5	3.7	4.5	2.3	3.4	4.3	1.6	2.7	3.7		2.6	3.6	150
155				3	4	4.6	2.7	3.8	4.4	2.2	3.1	4	1.9	2.9	3.8		2.2	3.1	2	3		155
160				2.6	3.5	4.2	2.3	3.3	3.9	1.7	2.6	3.4		2.5	3.3		1.7	2.6			2.4	160
165				2.1	3	3.7	1.9	2.8	3.4		2.1	2.8		2.1	2.8			2.1			1.9	165
170				1.8	2.5	3.2		2.3	2.9		1.8	2.5		1.6	2.3			1.6			1.4	170
175					2.1	2.6		1.9	2.4			2			1.8							175
180					1.8	2.1			2													180

t_187_01305_00_000

Lifting capacities Forces de levage

TVK/TVNZK

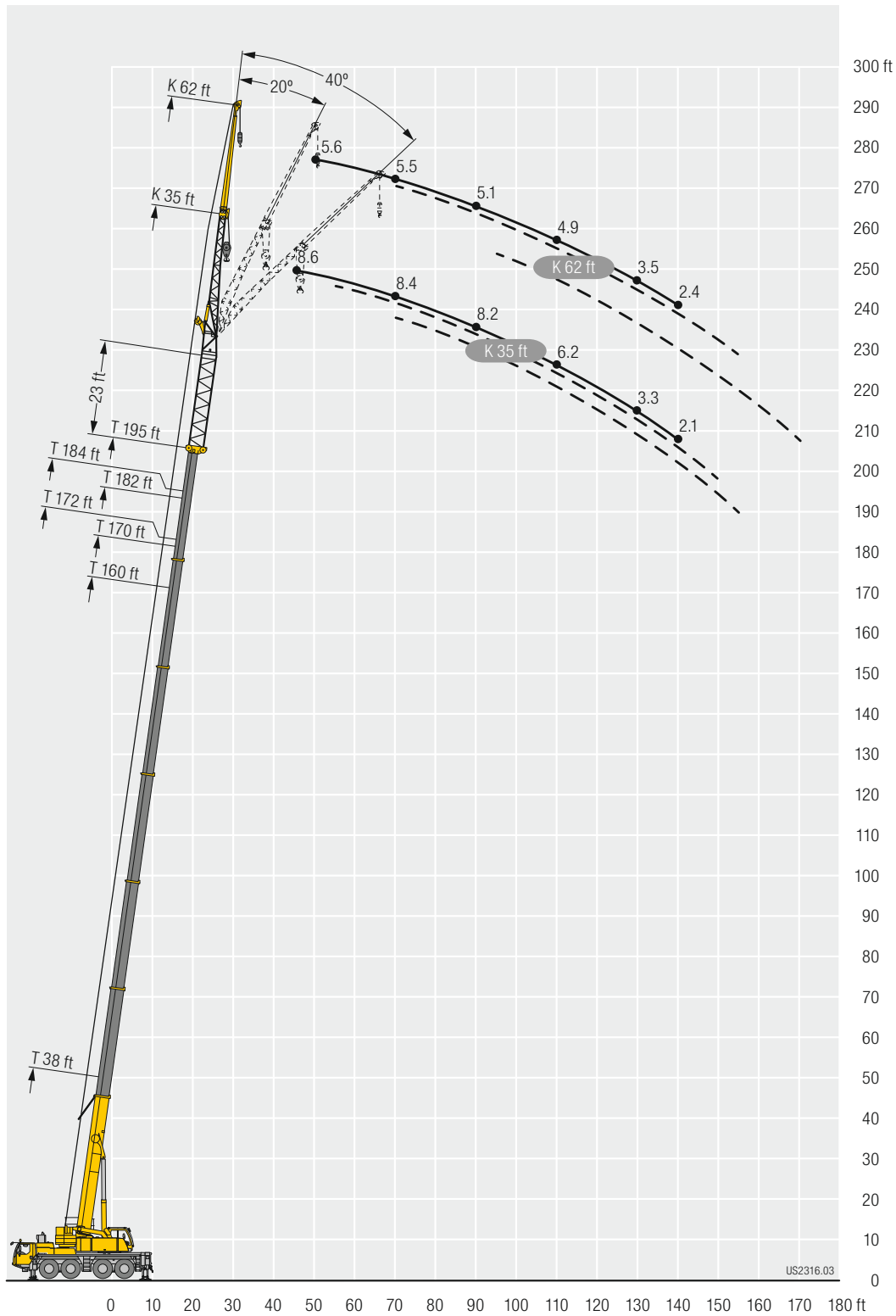


	38 ft + 23 ft			160 ft + 23 ft			170 ft + 23 ft			172 ft + 23 ft			182 ft + 23 ft			184 ft + 23 ft			195 ft + 23 ft				
	62 ft			62 ft			62 ft			62 ft			62 ft			62 ft			62 ft				
	0°	20°	40°	0°	20°	40°	0°	20°	40°	0°	20°	40°	0°	20°	40°	0°	20°	40°	0°	20°	40°		
13	7.6																					13	
14	7.6																					14	
15	7.6																					15	
16	7.6																					16	
17	7.5																					17	
18	7.5																					18	
19	7.5																					19	
20	7.5																					20	
22	7.4																					22	
24	7.4																					24	
26	7.4																					26	
28	7.3																					28	
30	7.3																					30	
32	7.3																					32	
34	7.2	7																				34	
36	7.2	7																				36	
38	7.1	7																				38	
40	7.1	7		7.5																		40	
45	6.8	7		7.5			6.5			6.9												45	
50	6.4	6.8		7.4			6.5			6.8			5.9			6.1				5.4		50	
55	6	6.3	6.6	7.4			6.4			6.8			5.9			6.1				5.3		55	
60	5.7	6	6.3	7.4			6.4			6.7			5.8			6.1				5.3		60	
65	5.4	5.6	6	7.3			6.3			6.7			5.8			6				5.2		65	
70	5	5.3	5.6	7.3	7		6.3	6		6.7	6.4		5.8			6				5.2		70	
75	4.7	5	5.3	7.2	7		6.3	6		6.6	6.4		5.8	5.5		5.6	5.7			5.1		75	
80	4.5	4.7	5	6.8	7		6.3	6		5.9	6.4		5.3	5.5		4.7	5.7			4.2	5.1	80	
85	4.3	4.5	4.8	6	6.9	6.6	5.5	6		5	6.4		4.5	5.5		3.7	5.7			3.3	5	85	
90	4	4.2	4.5	5.2	6.7	6.4	4.7	5.9	5.7	4.1	6	6	3.7	5.5		3	5	5.5		2.5	4.6	90	
95	3.8	4	4.2	4.4	6.1	6.3	3.9	5.7	5.7	3.3	5.2	6	2.9	4.8	5.3		4.1	5.5		1.8	3.8	4.8	95
100	3.5	3.8	4	3.6	5.3	6.1	3.2	4.9	5.7	2.6	4.4	5.8	2.2	4	5.3		3.4	5		3	4.7		100
105	3.3	3.5	3.7	2.9	4.5	5.9	2.5	4.1	5.5	1.9	3.6	5.1		3.3	4.7		2.7	4.2		2.3	3.8		105
110	3	3.2		2.2	3.8	5.1	1.9	3.4	4.7		3	4.3		2.6	4		2	3.4			3.1		110
115	2.8			1.6	3.1	4.3		2.8	4		2.3	3.6		2	3.3			2.7			2.4		115
120					2.5	3.6		2.2	3.4		1.7	2.9			2.6			2.1			1.8		120
125					1.9	3		1.6	2.7			2.3			2								125
130					1.4	2.4			2.2			1.7			1.5								130
135						1.8			1.6														135

t_187_00414_00_000

Lifting heights Hauteurs de levage

TVK/TVNZK



Lifting capacities Forces de levage

TVK/TVNZK



Lifting Capacity (Tons)	38 ft + 46 ft			160 ft + 46 ft			170 ft + 46 ft			172 ft + 46 ft			182 ft + 46 ft			184 ft + 46 ft			195 ft + 46 ft			Lifting Capacity (Tons)
	35 ft			35 ft			35 ft			35 ft			35 ft			35 ft			35 ft			
	0°	20°	40°	0°	20°	40°	0°	20°	40°	0°	20°	40°	0°	20°	40°	0°	20°	40°	0°	20°	40°	
11	8.4																					11
12	8.4																					12
13	8.4																					13
14	8.4																					14
15	8.4																					15
16	8.2																					16
17	8.2																					17
18	8.2																					18
20	8.2																					20
22	8.2																					22
24	8.1																					24
26	8	8.4																				26
28	7.9	8.3																				28
30	7.9	8.2																				30
32	7.8	8.2																				32
34	7.6	8.1																				34
36	7.5	7.9	8.2																			36
38	7.4	7.8	8																			38
40	7.2	7.6	7.9																			40
45	6.9	7	7.4	8.2			6.9			7.3			6.2			6.4						45
50	6.4	6.6	6.9	8.2			6.8			7.3			6.2			6.4			5.5			50
55	5.9	6.1	6.4	8.1	8.2		6.8	7.1		7.3	7.3		6.2			6.4			5.5			55
60	5.5	5.7	5.9	7.9	8.1		6.8	7		7.2	7.3		6.2			6.4			5.5			60
65	5.1	5.3	5.6	7.9	8	8.2	6.8	6.9		7.1	7.3		6.2	6.2		6.4	6.4		5.3	5.5		65
70	4.8	5	5.2	7.8	7.9	7.9	6.7	6.8	6.9	7.1	7.3	7.4	6	6.2	6.4	6.3	6.4	6.6	5.3	5.5		70
75	4.4	4.7	4.9	7.6	7.8	7.6	6.6	6.7	6.7	7.1	7.2	7.2	6	6.2	6.3	6.2	6.4	6.6	5.2	5.4	5.6	75
80	4.2	4.4	4.5	7.5	7.5	7.4	6.6	6.6	6.6	7	7	7	6	6.1	6.2	6.2	6.4	6.6	5.1	5.3	5.5	80
85	4	4.2	4.2	7.5	7.3	7.1	6.4	6.4	6.4	6.8	6.8	6.8	6	6	6.2	6.2	6.2	6.4	5.1	5.3	5.5	85
90	3.7	3.9	4	7.2	7	6.9	6.2	6.2	6.2	6.8	6.7	6.7	6	6	6	6.2	6.2	6.4	4.9	5.1	5.4	90
95	3.4	3.5	3.8	7	6.7	6.6	6.2	6.1	6.1	6.7	6.5	6.5	5.9	5.9	5.9	6.1	6.1	6.3	4.9	5.1	5.3	95
100				6.7	6.6	6.3	6.1	5.9	5.9	6.6	6.3	6.3	5.7	5.7	5.7	6	6	6.1	4.8	5	5.2	100
105				6.4	6.4	6.2	6	5.7	5.7	6.4	6.2	6.2	5.7	5.5	5.5	6	6	6	4.6	4.9	5.1	105
110				6.2	6.1	6	5.8	5.6	5.6	6.2	6	6	5.6	5.3	5.3	5.6	5.8	5.8	4.6	4.9	5.1	110
115				6.1	5.8	5.8	5.6	5.4	5.4	5.8	5.8	5.8	5.4	5.3	5.3	5.1	5.6	5.6	4.4	4.7	5	115
120				5.8	5.7	5.7	5.4	5.2	5.2	5.3	5.6	5.7	5	5.2	5.2	4.4	5.2	5.4	4	4.6	4.8	120
125				5.5	5.5	5.5	5	5.1	5.1	4.6	5.3	5.5	4.4	5	5.1	3.7	4.4	5	3.5	4.4	4.6	125
130				5	5.3	5.3	4.5	4.9	4.9	4.1	4.8	5.2	3.7	4.5	4.9	3	3.7	4.4	2.8	3.5	4.1	130
135				4.3	4.9	5	4	4.6	4.7	3.5	4.1	4.6	3.2	3.9	4.5	2.4	3.2	3.7	2.1	2.9	3.5	135
140				3.8	4.3	4.6	3.5	4.1	4.4	2.9	3.5	4	2.6	3.3	3.9	1.8	2.6	3.1		2.4	2.9	140
145				3.2	3.7	4.1	2.8	3.5	3.9	2.4	3	3.5	2.1	2.8	3.2			2.6			2.4	145
150				2.7	3.2	3.6	2.5	3	3.4	1.9	2.5	3	1.6	2.3	2.7			1.9			1.9	150
155				2.2	2.7	3.1	2	2.5	2.9			2.3		2	2.3							155
160				1.8	2.3	2.6		2	2.4			1.8										160
165					1.9	2.1			1.9													165
170					1.4	1.6			1.4													170

t_187_01389_00_000

Lifting capacities Forces de levage

TVK/TVNZK

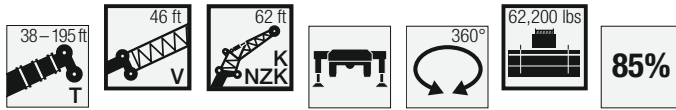


Jib ↙ ↘	38 ft + 46 ft			160 ft + 46 ft			170 ft + 46 ft			172 ft + 46 ft			182 ft + 46 ft			184 ft + 46 ft			195 ft + 46 ft			Jib ↙ ↘				
	35 ft			35 ft			35 ft			35 ft			35 ft			35 ft			35 ft							
	0°	20°	40°	0°	20°	40°	0°	20°	40°	0°	20°	40°	0°	20°	40°	0°	20°	40°	0°	20°	40°					
12	8																					12				
13	7.9																					13				
14	7.9																					14				
15	7.9																					15				
16	7.9																					16				
17	7.8																					17				
18	7.8																					18				
19	7.8																					19				
20	7.8																					20				
22	7.7																					22				
24	7.7	7.9																				24				
26	7.6	7.9																				26				
28	7.5	7.8																				28				
30	7.4	7.8																				30				
32	7.4	7.7																				32				
34	7.3	7.6	7.9																			34				
36	7.2	7.6	7.8																			36				
38	7.1	7.4	7.7																			38				
40	6.9	7.2	7.5	7.8																		40				
45	6.5	6.7	7	7.8			6.6			7												45				
50	6	6.2	6.5	7.7			6.6			6.9			5.9			6.1					5.3	50				
55	5.6	5.8	6	7.7	7.8		6.5			6.9			5.9			6.1					5.2	55				
60	5.2	5.4	5.6	7.6	7.7		6.5	6.6		6.8	7		5.8	5.9		6.1	6.2				5.2	60				
65	4.9	5.1	5.2	7.5	7.6	7.7	6.4	6.6		6.8	6.9		5.8	5.9		6	6.1				5.1	5.3	65			
70	4.6	4.8	4.9	7.4	7.6	7.5	6.3	6.5	6.7	6.7	6.9	7	5.8	5.9		5.9	6.1				5	5.2	70			
75	4.3	4.5	4.6	7.2	7.4	7.3	6.3	6.5	6.5	6.2	6.8	6.9	5.7	5.8	6	4.9	6.1	6.3				4.4	5.1	5.4	75	
80	4	4.2	4.3	6.3	7.1	7	5.7	6.3	6.3	5.2	6.4	6.7	4.6	5.8	5.9	3.9	5.3	6.2				3.4	4.8	5.3	80	
85	3.8	3.9	4	5.3	6.4	6.8	4.8	5.9	6.1	4.2	5.4	6.4	3.7	4.9	5.7	3	4.3	5.3				2.6	3.8	4.8	85	
90	3.5	3.7	3.8	4.4	5.5	6.4	3.9	5	5.8	3.4	4.5	5.4	2.9	4	5	2.2	3.3	4.4				3	4		90	
95	3.2	3.4	3.5	3.6	4.6	5.5	3.1	4.2	5	2.6	3.6	4.5	2.2	3.2	4.1		2.5	3.5				2.2	3.1		95	
100	3	3.1	3.2	2.8	3.8	4.6	2.4	3.4	4.2	1.8	2.9	3.7	1.4	2.5	3.3		1.8	2.7						2.3	100	
105	2.7	2.8	2.8	2.1	3	3.8		2.7	3.4		2.1	2.9		1.8	2.6			1.9								105
110	2.5	2.5			2.3	3		2	2.7			2.2														110
115					1.7	2.3			2.1																	115
120						1.7																				120

t_187_00582_00_000

Lifting capacities Forces de levage

TVK/TVNZK



↙ ↘	38 ft + 46 ft			160 ft + 46 ft			170 ft + 46 ft		172 ft + 46 ft			182 ft + 46 ft		184 ft + 46 ft			195 ft + 46 ft		↙ ↘
	62 ft			62 ft			62 ft		62 ft			62 ft		62 ft			62 ft		
	0°	20°	40°	0°	20°	40°	0°	20°	0°	20°	40°	0°	20°	0°	20°	40°	0°	20°	
16	5.5																		16
17	5.5																		17
18	5.5																		18
20	5.5																		20
22	5.4																		22
24	5.3																		24
26	5.3																		26
28	5.3																		28
30	5.3																		30
32	5.3																		32
34	5.3																		34
36	5.3																		36
38	5.2																		38
40	5.1	5.5																	40
45	5.1	5.3		5.5															45
50	4.9	5.3		5.4			4.6		4.9					4.4					50
55	4.8	5.2		5.3			4.6		4.9			4.1		4.3			3.2		55
60	4.6	5		5.3			4.6		4.9			4		4.2			3.1		60
65	4.4	4.7	4.9	5.3			4.6		4.9			4		4.2			2.9		65
70	4.1	4.5	4.7	5.3	5.4		4.5		4.7			4		4.2			2.9		70
75	3.9	4.2	4.4	5.2	5.3		4.4	4.6	4.6	4.9		3.9	4	4.1	4.3		2.8		75
80	3.7	3.9	4.2	5.1	5.3		4.4	4.6	4.6	4.9		3.8	4	4	4.2		2.7		80
85	3.5	3.8	4	5.1	5.3		4.4	4.6	4.6	4.9		3.8	4	4	4.2		2.7	2.9	85
90	3.2	3.6	3.8	5.1	5.1	5.1	4.4	4.6	4.6	4.9		3.6	4	4	4.2		2.7	2.9	90
95	3	3.3	3.5	5.1	5.1	5	4.4	4.6	4.6	4.7	4.6	3.5	3.9	3.9	4.1	4.2	2.5	2.8	95
100	2.8	3	3.3	5	5	4.8	4.4	4.6	4.6	4.6	4.6	3.5	3.8	3.8	4	4.1	2.4	2.7	100
105	2.7	2.9	3.1	4.9	4.9	4.6	4.4	4.4	4.6	4.6	4.6	3.5	3.8	3.8	4	4	2.4	2.7	105
110	2.5	2.7	2.9	4.7	4.7	4.6	4.2	4.2	4.5	4.5	4.5	3.4	3.6	3.6	3.8	4	2.4	2.7	110
115	2.3	2.5	2.8	4.6	4.5	4.5	4.2	4.2	4.4	4.4	4.4	3.3	3.5	3.5	3.8	4	2.3	2.5	115
120	2.1	2.4	2.6	4.6	4.4	4.4	4.1	4.1	4.4	4.4	4.4	3.3	3.5	3.5	3.8	3.9	2.2	2.4	120
125	2	2.2	2.4	4.4	4.4	4.2	4	4	4.2	4.2	4.2	3.3	3.5	3.5	3.7	3.8	2.2	2.4	125
130	1.8			4.2	4.2	4.2	3.8	3.8	4	4	4	3.3	3.4	3.2	3.6	3.8	2.2	2.4	130
135				4.1	4.1	4.1	3.8	3.8	3.6	4	4	3.2	3.3	2.7	3.5	3.8	2.1	2.4	135
140				3.8	3.9	3.9	3.6	3.7	3.1	3.8	3.9	2.9	3.3	2.2	3.3	3.7	1.8	2.4	140
145				3.5	3.8	3.8	3.2	3.5	2.6	3.5	3.8	2.4	3.3		2.8	3.5		2.4	145
150				3	3.8	3.8	2.7	3.3	2.1	3.2	3.8	1.9	2.9		2.3	3.3		2.1	150
155				2.5	3.5	3.6	2.2	3	1.7	2.7	3.5		2.5		1.8	2.8		1.6	155
160				2	3.1	3.4	1.7	2.7		2.3	3.1		2			2.2			160
165					2.6	3.2		2.3			2.6								165
170					2	2.7		1.8			2								170
175					1.7	2.2					1.5								175
180						1.8													180

t_187_01401_00_000

Lifting capacities Forces de levage

TVK/TVNZK

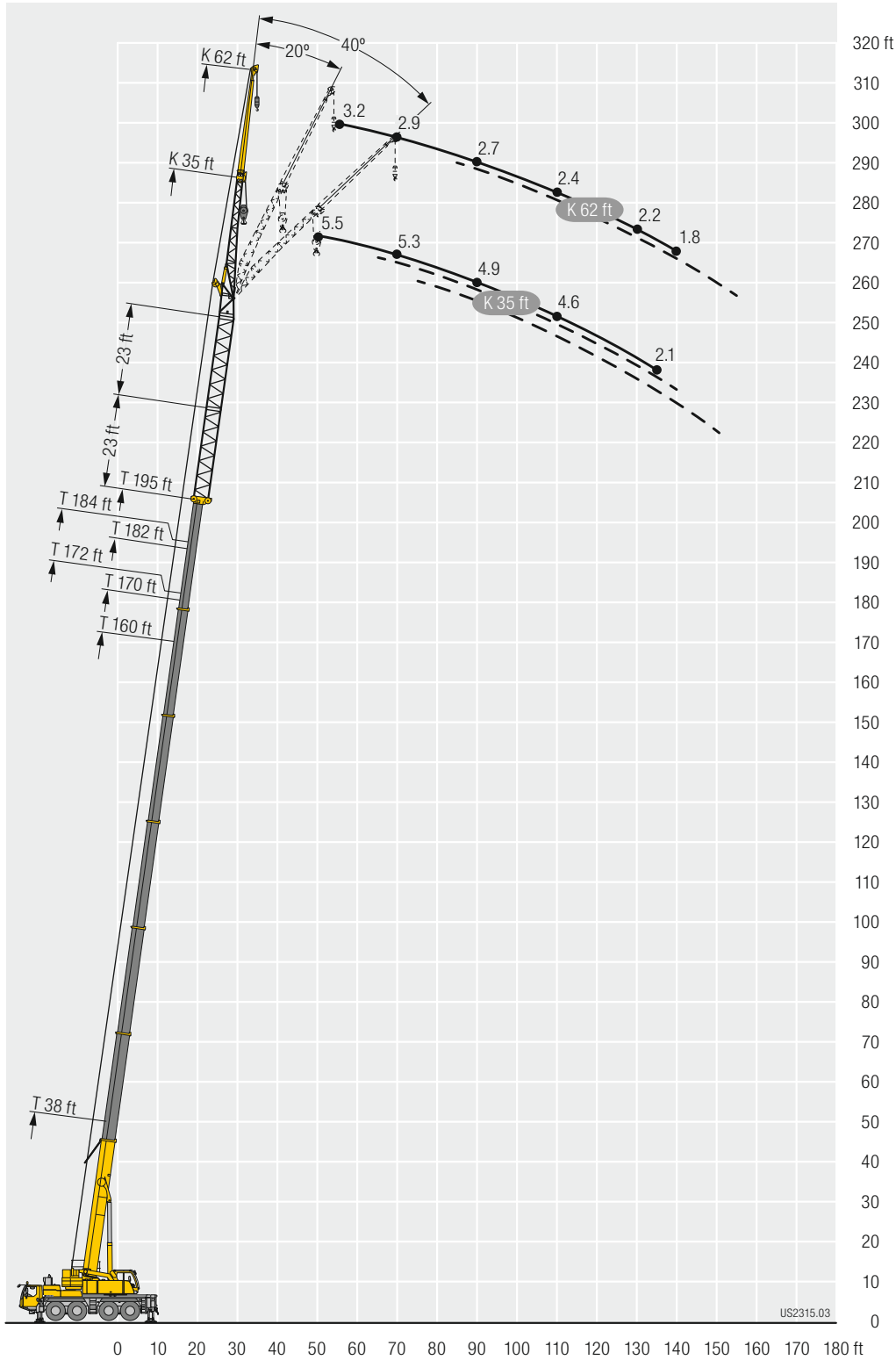


	38 ft + 46 ft			160 ft + 46 ft			170 ft + 46 ft		172 ft + 46 ft			182 ft + 46 ft		184 ft + 46 ft			195 ft + 46 ft		
	62 ft			62 ft			62 ft		62 ft			62 ft		62 ft			62 ft		
	0°	20°	40°	0°	20°	40°	0°	20°	0°	20°	40°	0°	20°	0°	20°	40°	0°	20°	
16	5.3																		16
17	5.2																		17
18	5.2																		18
19	5.2																		19
20	5.2																		20
22	5.2																		22
24	5.1																		24
26	5.1																		26
28	5.1																		28
30	5																		30
32	5																		32
34	5																		34
36	5																		36
38	4.9	5.2																	38
40	4.9	5.2																	40
45	4.9	5.1																	45
50	4.8	5		5.1			4.4		4.6										50
55	4.6	4.9		5.1			4.4		4.6			3.9		4.1					55
60	4.4	4.7	4.8	5			4.4		4.6			3.9		4.1			2.9		60
65	4.2	4.5	4.7	5			4.3		4.5			3.8		4			2.8		65
70	3.9	4.2	4.4	5			4.3		4.5			3.7		4			2.8		70
75	3.7	4	4.2	4.9	5.1		4.3		4.5	4.6		3.7		3.9			2.7		75
80	3.5	3.8	4	4.9	5		4.3	4.4	4.5	4.6		3.6	3.8	3.7	4.1		2.6	2.8	80
85	3.3	3.5	3.8	4.9	5		4.2	4.4	4.1	4.6		3.4	3.8	3	4		2.3	2.8	85
90	3.1	3.3	3.6	4.3	4.9	4.8	3.9	4.4	3.3	4.6		2.9	3.7	2.2	3.9			2.7	90
95	2.9	3.1	3.3	3.6	4.8	4.7	3.1	4.3	2.6	4.4	4.4		3.6		3.5			2.6	95
100	2.8	2.9	3.2	2.9	4.6	4.6	2.5	4.1		3.7	4.4		3.2		2.7	3.9		2.3	100
105	2.6	2.8	2.9	2.3	3.9	4.5	1.8	3.5		3	4.2		2.6		2	3.5		1.7	105
110	2.4	2.6	2.8	1.7	3.2	4.3		2.8		2.4	3.8		2		1.4	2.9			110
115	2.3	2.4	2.6		2.6	3.8		2.2		1.8	3.1				2.2				115
120	2.1	2.3	2.4		2	3.2		1.7			2.4								120
125	1.9	2.1	2.2		1.5	2.6					1.9								125
130	1.8	2	1.8			2													130
135	1.5	1.6				1.5													135

t_187_00606_00_000

Lifting heights Hauteurs de levage

TVK/TVNZK



Lifting capacities Forces de levage

TK



	38 ft	50 ft	62 ft	74 ft	86 ft	99 ft	111 ft	123 ft	135 ft	148 ft	156 ft	160 ft	170 ft	172 ft	182 ft	184 ft	197 ft	
	10 ft																	
9	64.2	64.2																9
10	64.2	64.2	64.2															10
11	64.2	64.2	64.2															11
12	64.2	64.2	64.2															12
13	64.2	64.2	64.2	64.2	64.2													13
14	64.2	64.2	64.2	64.2	64.2													14
15	64.2	64.2	64.2	64.2	64.2													15
16	64.2	64.2	64.2	64.2	64.2													16
17	64.2	64.2	64.2	64.2	64.2													17
18	64.2	64.2	64.2	64.2	64.2	64.2	64.2											18
20	64.2	64.2	64.2	64.2	64.2	64.2	64.2											20
22	64.2	64.2	64.2	64.2	64.2	64.2	64.2	64.2										22
24	64.2	64.2	64.2	64.2	64.2	64.2	64.2	64.1										24
26	64.2	64.2	64.2	64.2	64.2	64.2	64.2	64	53.8									26
28	64.2	64.2	64.2	64.2	64.2	64.2	64.2	63.5	53.3	44.1								28
30	63.9	64	64	63.9	63.8	63.9	63.7	62.4	52.8	43.8								30
32	63	63.2	63.3	62.8	62.3	62.7	62	59.7	52.1	43.5	29.7	36.4						32
34	60.1	60.5	60.8	60.3	60.1	60.3	59	56.5	50.9	43.2	29.3	36.1						34
36	56	56.6	57.1	56.8	57.2	57	55.1	52.9	49.2	42.8	28.9	35.7	26.5	29.6				36
38		53.2	53.5	53.8	54	53.5	52.1	49.5	46.7	42.1	28.5	35.6	26.1	29.4	23.9	24.8		38
40		50.1	50.4	51	51	50.3	49.2	46.4	44.3	41.1	28.1	35.3	25.7	29.3	23.8	24.7		40
45			44.2	44.6	44.2	43.6	42.3	40.6	39.1	36.9	26.7	34	24.9	28.8	23.2	24.3	20.3	45
50			38.9	39.1	38.8	38.5	37.2	35.9	34.7	33.2	25.4	31.4	24	28	22.6	23.8	20.2	50
55				34.4	34.1	34.1	33.1	32.1	31	29.6	24.1	28.4	23.1	26.4	21.9	23.3	19.9	55
60				30.5	30	30.1	29.7	29	27.9	26.5	23	25.4	22.1	24.1	21.2	22.4	19.5	60
65				27.1	26.7	27.3	26.8	26	25.2	24.1	22	23.4	21.1	22.3	20.4	20.9	19	65
70					24.6	24.5	24.4	23.7	23	22.3	20.8	21.2	20.1	20	19.3	18.7	17.8	70
75					22.6	22	22.1	21.5	21	20.5	19.5	19.1	18.7	17.9	17.7	16.6	16.2	75
80					20.4	19.8	20.1	19.5	19.2	18.5	18.1	17.2	17	16.1	15.9	14.8	14.4	80
85						18	18.4	18.2	17.5	16.7	16.6	15.5	15.3	14.4	14.2	13.1	12.9	85
90						16.9	16.7	16.7	16	15.1	15.1	14	13.8	13.1	12.9	11.7	11.5	90
95							15.3	15.1	14.6	13.8	13.7	12.7	12.5	11.7	11.6	10.5	10.3	95
100							14	13.7	13.3	12.6	12.5	11.5	11.3	10.5	10.4	9.3	9.1	100
105							12.8	12.6	12.1	11.5	11.5	10.4	10.1	9.5	9.3	8.2	7.9	105
110								11.6	11	10.5	10.5	9.4	9.1	8.5	8.4	7.3	7.1	110
115								10.6	9.9	9.6	9.6	8.5	8.2	7.6	7.5	6.5	6.3	115
120									8.9	8.7	8.7	7.7	7.5	6.7	6.6	5.6	5.4	120
125									8.1	7.9	7.9	7	6.8	5.9	5.9	4.8	4.6	125
130										7	7	6.2	6.1	5.2	5.2	4.1	3.9	130
135										6.3	6.3	5.5	5.5	4.7	4.6	3.6	3.4	135
140											5.7	4.8	4.8	4.1	4	3	2.8	140
145											5	4.1	4.1	3.5	3.5	2.4	2.1	145
150											4.5	3.6	3.6	3	3	1.9	1.6	150
155													3.1	2.3	2.5			155
160													2.6					160
165													2.1					165

t_187_01413_00_000

Lifting capacities Forces de levage

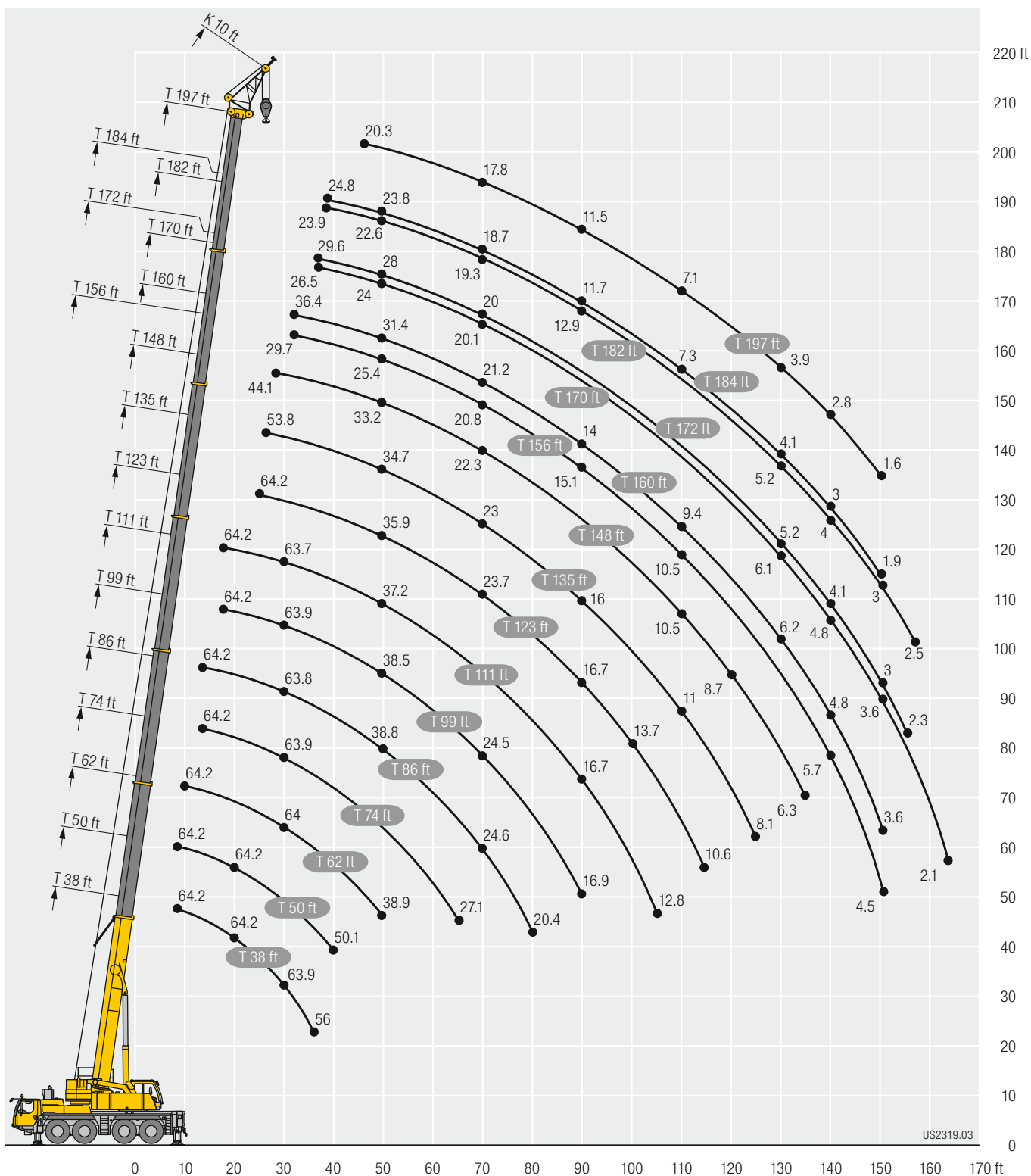
TK



	38 ft	50 ft	62 ft	74 ft	86 ft	99 ft	111 ft	123 ft	135 ft	148 ft	156 ft	160 ft	170 ft	172 ft	182 ft	184 ft	197 ft	
	10 ft																	
10	64.1	64.1	64.1															10
11	64.1	64.1	64.1															11
12	64.1	64.1	64.1	64														12
13	64.1	64.1	64.1	64.1	64.1													13
14	64.1	64.1	64.1	64.1	64.1													14
15	64.1	64.1	64.1	64.1	64.1													15
16	64.1	64.1	64.1	64.1	64.1													16
17	64.1	64.1	64.1	64.1	64.1	64.1												17
18	64.1	64.1	64.1	64.1	64.1	64.1	64.1											18
19	64.1	64.1	64.1	64.1	64.1	64.1	64.1	64.1										19
20	64.1	64.1	64.1	64.1	64.1	64.1	64.1	64.1										20
22	64.1	64.1	64.1	64.1	64.1	64.1	63.2											22
24	64.1	64.1	64.1	64.1	63.8	63	59.8	56										24
26	64	64.1	63.8	62.1	61.1	57.2	54.4	51.3	47.8									26
28	60.9	61.6	59.9	57.9	55.5	53.3	50.3	47.7	44.9									28
30	54.4	55.5	54.4	53.6	50.7	48.8	46.2	43.8	41.8	39.1								30
32	48.5	49.6	50.7	49.1	46.6	44.8	43	41.5	38.9	36.8	28.4	33.6						32
34	43.5	44.7	46.4	45.2	42.9	41.4	40.3	38.6	36.6	34.4	28	32.3						34
36	39.4	41.1	42.2	41.8	40	39.2	38.1	35.8	34	32.7	27.5	30.6	25.2	27.9				36
38	35.7	37.7	38.6	38.6	37.9	36.5	35.4	33.5	32.3	30.4	27.1	28.6	24.9	26.4	22.8	23.6		38
40		34.5	35.4	35.6	35.4	34.1	33.2	31.5	30.6	29.2	26.6	27.4	24.5	25.5	22.6	23.2		40
45		28.1	29.1	30	30.1	28.9	28.6	27.8	26.2	25.1	24.7	23.5	22.9	21.9	21.5	20.2	19.1	45
50		23.4	24.4	25.4	25.4	25.7	24.8	23.9	22.6	21.5	21.2	20	19.5	18.6	18.2	17	16.4	50
55			20.7	21.7	21.6	22	21.6	20.7	19.5	18.5	18.3	17.1	16.7	15.8	15.5	14.3	13.8	55
60			17.7	18.7	18.6	19	18.7	18	16.8	16	15.8	14.7	14.3	13.4	13.2	12	11.6	60
65				16.2	16.2	16.6	16.3	15.8	14.6	13.9	13.7	12.6	12.3	11.5	11.3	10.1	9.7	65
70				14.1	14.1	14.5	14.2	13.8	12.8	12	11.9	10.9	10.6	9.8	9.6	8.4	8.1	70
75				12.3	12.3	12.7	12.4	12.1	11.2	10.5	10.3	9.3	9.1	8.3	8.1	7	6.7	75
80					10.7	11.1	10.8	10.5	9.8	9.1	9	8	7.8	7	6.8	5.7	5.5	80
85					9.3	9.7	9.4	9.1	8.5	7.9	7.8	6.8	6.6	5.8	5.7	4.6	4.3	85
90						8.5	8.2	8	7.4	6.8	6.7	5.7	5.6	4.7	4.7	3.6	3.3	90
95						7.5	7.1	6.9	6.3	5.8	5.8	4.8	4.6	3.8	3.7	2.7	2.5	95
100						6.5	6.2	6	5.4	5	4.9	3.9	3.8	3	2.9	1.8	1.7	100
105							5.3	5.1	4.6	4.2	4.2	3.2	3	2.2	2.2			105
110							4.6	4.4	3.8	3.4	3.5	2.5	2.3					110
115								3.7	3.1	2.8	2.8	1.9	1.7					115
120								3.1	2.5	2.2	2.2							120
125								2.6	2	1.6	1.7							125

t_187_00630_00_000

Lifting heights Hauteurs de levage



Equipment Equipment

Crane carrier

Frame	Self-manufactured, torsion-resistant box-type design of high-tensile fine grained structural steel.
Outriggers	4-point supporting system, hydraulically telescopic into horizontal and vertical direction. Operation with remote control, automatic support leveling, electronic inclination display.
Engine	6-cylinder Diesel, make Liebherr, watercooled, output 350 kW (476 h.p.), max. torque 1826 lbs-ft. Exhaust emissions acc. to (EU) 2016/1628, EPA/CARB or ECE-R.96. Fuel reservoir: 106 gallons.
Transmission	ZF 12-speed gear box with automatic control system. ZF-intarder fitted directly to the gear. Two-stage transfer case with lockable transfer differential.
Axles	Low maintenance carrier axles, all 4 axles steered. Axle 2, 3 and 4 are equipped with planetary gears, all driven axles with transverse differential locks, axle 3 with longitudinal differential lock.
Cardan shaft	All cardan shafts with 70° diagonal toothing and maintenance free.
Suspension	All axles are hydro-pneumatically suspended with automatic leveling. Suspension hydraulically lockable.
Tyres	8 tyres, size: 445/95 R 25 (16.00 R 25).
Steering	2-circuit system with hydraulic servo steering. Active speed depending rear axle steering, special steering programs for various driving situations.
Brakes	Service brake: all-wheel servo-air brake, all axles are equipped with disc brakes, dual circuit. Hand brake: Spring-loaded, acting on all wheels of axles 1, 2 and 4. Additional brakes: exhaust flap brake, intarder in gearbox.
Driver's cab	Spacious corrosion resistant with comfort furnishings, mounted on rubber shock absorbers, safety glazing.
Electrical system	Modern data bus technique, 24 Volt DC, 2 batteries of 170 Ah each.

Crane superstructure

Frame	Liebherr-manufactured, torsionally rigid steel construction made from high-tensile fine-grain steel. Triple-roller slewing rim.
Crane engine	4-cylinder Diesel, make Liebherr, watercooled, output 129 kW (175 h.p.), max. torque 908 lbs-ft. Exhaust emissions acc. to 97/68/EG, EPA/CARB, ECE-R.96. Fuel reservoir: 66 gallons.
Crane drive	Diesel-hydraulic, with 1 axial piston variable displacement pump, with servo-control and capacity control, 1 double gear pump, open controlled oil circuits. Compact hydraulic drive flanged to the Diesel engine. Drive assembly completely enclosed for noise abatement.
Control	Electric „Load Sensing“ control, simultaneous operation of 4 working motions, 2 self-centering hand control levers (joy-stick type).
Hoist gear	Axial piston fixed displacement motor, hoist drum with integrated planetary gear and spring-loaded static brake.
Luffing gear	1 differential ram with safety check valves.
Slewing gear	Axial piston fixed displacement motor, planetary gear, spring-loaded static brake. Slewing gear invertible from released to locked as standard feature.
Crane cab	Large screen area, compound glass, comfort furnishing, cabin tilttable 20° to rear.

Safety devices	LICCON2 safe load indicator, test system, hoist limit switch, safety valves to prevent pipe and hose ruptures.
Telescopic boom	1 base section and 6 telescopic sections. All telescopic sections hydraulically extendable independent of one another. Rapid-cycle telescoping system Telematik. Boom length: 38 ft – 197 ft.
Counterweight	37,900 lbs basic counterweight.
Electrical system	Modern data bus technique, 24 Volt DC, 2 batteries of 170 Ah each.

Operating modes

K	Assembly jib 10 ft Double swing-away jib 35 ft – 62 ft Adjustment 0°, 20°, 40°
NZK	Hydraulically adjustable swing-away jib 35 ft – 62 ft Hydraulically adjustment 0° – 40°
V	Telescopic boom extension 2 x 23 ft

Additional equipment

2nd hoist gear	For two-hook operation or for operation with swing-away jib if the hoist rope shall remain reeved.
Additional counterweight	24,300 lbs for a total counterweight of 62,200 lbs.
Tyres	8 tyres, size 525/80 R 25 (20.5 R 25).
Drive 8 x 8	Additional drive of the 1st axle.

Other items of equipment available on request.

The pictures contain also accessories and special equipment not included in the standard scope of delivery.

Equipment Equipment

Châssis porteur

Cadre	Châssis résistant à la torsion de fabrication Liebherr, en acier à grains fins très résistant.
Calage	Dispositif de calage horizontal et vertical en 4 points, entièrement déployable hydrauliquement. Utilisation avec commande à distance, mise à niveau automatique du calage, inclinomètre électronique.
Moteur	Moteur diesel, 6 cylindres, fabriqué par Liebherr, à refroidissement par eau, de 350 kW (476 ch), couple max. 1826 lbs-ft. Emissions des gaz d'échappement conformes au directive (EU) 2016/1628, EPA/CARB ou ECE-R.96. Capacité du réservoir à carburant: 106 gallons.
Boîte de vitesse	Boîte de vitesses ZF à 12 rapports, mécanisme automatisé à commande. Ralentisseur hydrodynamique ZF directement accouplé à la boîte. Boîte de transfert à 2 étages avec blocage de différentiel.
Essieux	Essieux nécessitant peu d'entretien, les 4 essieux sont directeurs. Les essieux 2, 3 et 4 sont des essieux planétaires, tous les essieux moteurs avec différentiel transversal et l'essieu 3 avec différentiel longitudinal.
Arbres articulés	Tous les flasques de croisillons avec denture en croix 70° et sans entretien.
Suspension	Tous les essieux sont à suspension hydropneumatique avec mise à niveau automatique. Suspension blocable hydrauliquement.
Pneumatiques	8 pneus de taille: 445/95 R 25 (16.00 R 25).
Direction	2 circuits avec direction assistée hydraulique. Direction active des essieux arrière et dépendante de la vitesse, programmes de direction spéciaux pour les différents modes de déplacement.
Freins	Freins de service: servofrein à air comprimé, tous les essieux sont munis de freins à disque, à 2 circuits. Frein à main: par cylindres à ressorts, agissant sur les roues des essieux 1,2 et 4. Freins auxiliaire: par clapet sur échappement, ralentisseur monté sur boîte de vitesse.
Cabine	Spacieuse cabine, traitement anticorrosion, équipement «grand confort», suspension par silentbloks, vitrage de sécurité.
Installation électrique	Technique moderne de transmission de données par BUS de données, courant continu 24 Volts, 2 batteries de 170 Ah chacune.

Partie tournante

Cadre	Fabrication Liebherr, construction soudée indéformable, en acier à grain fin haute résistance. Couronne d'orientation à triple rangée de rouleaux.
Moteur	Moteur diesel Liebherr, 4 cylindres, à refroidissement par eau, de 129 kW (175 ch), couple max. 908 lbs-ft. Emissions des gaz d'échappement conformes aux directives 97/68/EG, EPA/CARB, ECE-R.96. Capacité du réservoir à carburant: 66 gallons.
Entraînement	Diesel hydraulique avec 1 pompe à débit variable à pistons axiaux, servocommande et régulation de la puissance, 1 double pompe à engrenages, circuits hydrauliques ouverts et régulés. Entraînement hydraulique compact, accouplé directement au moteur Diesel, mécanisme d'entraînement total fermé pour une bonne insonorisation.

Commande	Direction électrique "Load Sensing", 4 mouvements de travail dirigeable simultanément, deux leviers de commande à 4 positions et à autocentrage.
Mécanisme de levage	Moteur à cylindrée constante et à pistons axiaux. Treuil équipé d'un engrenage planétaire et d'un frein d'arrêt commandé par ressort.
Mécanisme de relevage	1 vérin différentiel avec soupapes de retenu.
Dispositif de rotation	Moteur à cylindrée constante à pistons axiaux, réducteur planétaire, frein d'arrêt commandé par ressort. Commutation en série du mécanisme d'orientation: ouvert et en orientation freinée automatiquement.
Cabine de grue	Large champ de vision, vitrage de sécurité, équipement pour un confort idéal, cabine inclinable de 20° vers l'arrière.
Dispositif de sécurité	Contrôleur de charge, «LICCON2», système test, limitation de la course pour le levage, soupape de sûreté contre la rupture de tubes et de tuyaux.
Flèche télescopique	1 élément de base et 6 éléments télescopiques. Tous les éléments télescopables indépendamment les uns des autres. Système de télescopage séquentiel rapide, Telematik. Longueur de flèche: 38 ft – 197 ft.
Contrepoids	Plaque de base 37,900 lbs.
Installation électrique	Technique moderne de transmission de données. Courant continu 24 Volts, 2 batteries de 170 Ah chacune.

Modes de fonctionnement

K	Flechette de montage 10 ft Double flechette pliante 35 ft – 62 ft Positionnement à 0°, 20°, 40°
NZK	Flechette pliante à positionnement hydraulique 35 ft – 62 ft Positionnement hydraulique à 0° – 40°
V	Rallonge flèche télescopique 2 x 23 ft

Equipment supplémentaire

2ème mécanisme de levage	Pour l'utilisation du deuxième crochet, ou bien pour une utilisation avec flechette pliante lorsque le câble de levage principal rest mouflé.
Contrepoids additionnel	24,300 lbs pour un contrepoids total de 62,200 lbs.
Pneumatiques	8 pneus. Taille: 525/80 R 25 (20.5 R 25).
Entraînement 8 x 8	Essieu 1 est entraîné additionnellement.
































Autres équipements supplémentaires sur demande.

Les figures contiennent également des accessoires et des équipements spéciaux non inclus de série dans la livraison.

Description of symbols

Explication des symboles

General symbols/Symboles généraux

	Max. capacity Capacité max.		infinitely variable en continu
	Max. lifting capacity Capacité max.		Rope diameter Diamètre
	Max. radius Portée max.		Rope length Longueur du câble
	Tyres Pneumatiques		Max. single line pull Effort au brin maxi.
	Hookblock / Capacity Moufle à crochet / Capacité de charge		Hoist gear Treuil de levage
	No. of sheaves Poulies		Slewing speeds Vitesses d'orientation
	No. of lines Brins		Boom length Longueur de la flèche
	Weight Poids		Boom position Position de la flèche
	Crane carrier Châssis porteur		Counterweight Contrepoids
	Driving speed Vitesse de translation		Axle Essieu
	Gradability Aptitude à gravir les pentes		Page Page
	Transmission Boîte de vitesse		Outriggers Calage
	Gear Vitesse		Slewing gear / Working area Mécanisme d'orientation / Plage de travail
	Driving speed – Onroad gear Vitesse de translation – Vitesse de route		Standard Norme
	Driving speed – Crawl speed Vitesse de translation – Marche lente		Radius Portée
	Crane superstructure Partie tournante de la grue		

Crane specific symbols/Symboles spécifiques à la grue



Telescopic boom
Flèche télescopique



Telescopic boom extension
Rallonge flèche télescopique



Mechanical/hydraulic swing away jib
Fléchette pliante mécanique/hydraulique



Assembly jib
Fléchette de montage

Remarks

1. The lifting capacities do not exceed 85 % of the tipping load according to ASME B 30.5. The crane's structural steelwork is in accordance with EN 13000 and ASME B 30.5.
2. For the calculation of the load charts at least a wind speed of 30 ft/s (9 m/s, 20 mph) and regarding the load a sail area of 1 m² per ton load and a wind resistance coefficient of 1.2 on the load have been taken into account. For lifting of loads with large sail areas and/or high wind resistance coefficients the maximum wind speed as stated in the load charts has to be reduced.
3. Lifting capacities are given in kips.
4. The weight of the hook blocks and hooks must be deducted from the lifting capacities.
5. Working radii are measured from the slewing centre.
6. The lifting capacities given for the telescopic boom only apply if the folding jib is taken off.
7. Lifting capacities above 153,200 lbs/181,200 lbs only with additional pulley block/special equipment.
8. The data of this brochure serves only for general information. All information is provided without warranty. Instructions for the correct commissioning of the crane please take from the operation manual and the load chart book.

Remarques

1. La capacité de charge ne doit pas dépasser 85 % de la charge de basculement conformément à ASME B 30.5. La structure métallique de la grue est conforme à EN 13000 et ASME B 30.5.
2. Une vitesse de vent de 30 ft/s (9 m/s, 20 mph) minimum, une surface de prise au vent de 1 m² par tonne ainsi qu'un coefficient de résistance au vent de la charge 1,2 sont pris en compte pour le calcul des tableaux de charge. Lorsque des charges ayant une surface de prise au vent et/ou un coefficient de résistance au vent plus élevé(e)(s) sont levées, la vitesse de vent maximale indiquée dans les tableaux de charge doit être réduite.
3. Les forces de levage sont données en kips.
4. Les poids des moufles et crochets doit être soustrait des charges indiquées.
5. Les portées sont calculées à partir de l'axe de rotation.
6. Les forces indiquées pour la flèche télescopique s'entendent fléchette déployable déposée.
7. Forces de levage plus de 153,200 lbs/181,200 lbs seulement avec moufle additionnel/équipement supplémentaire.
8. Les données de cette brochure sont données à titre informatif. Ces renseignements sont sans garantie. Les consignes relatives à la bonne mise en service de la grue sont disponibles dans le manuel d'utilisation et le manuel de tableaux de charge.